



APRIL 2012

Cardholder Activity

Name: RALPH A NILSON

Account Number: **2056

Cycle End Date: 04/27/2012 ✓

Trans Date Posting Date	Merchant Name City, State/Prov.	Transaction Total ←-----	National		Regional	Source Currency	Currency Amount
			Allocation Amounts				
					Accounting Code	Allocation Comment	
03/27/2012 03/28/2012	PNWER 2064437723, WA	✓ (\$502.70) (\$502.70)	\$0.00 \$0.00	\$0.00 \$0.00	USD 18800497 ✓	(495.00)	
03/27/2012 03/28/2012	FAIRMONT WATERFRONT VANCOUVER, BC	\$335.24 \$335.24	\$14.97 \$14.97	\$20.95 \$20.95	CAD 18800420 ✓	335.24	
03/28/2012 03/29/2012	HARBOUR AIR LTD RICHMOND, BC	\$187.22 \$187.22	\$8.36 \$8.36	\$11.70 \$11.70	CAD 18800420 ✓	187.22	
03/28/2012 03/30/2012	R PARKING - NAN NANAIMO, BC	\$11.00 \$11.00	\$0.49 \$0.49	\$0.69 \$0.69	CAD 18800420 ✓	11.00	
03/28/2012 03/30/2012	BEST WESTERN DORCHESTER R NANAIMO, BC	\$10.00 \$10.00	\$0.45 \$0.45	\$0.63 \$0.63	CAD 18800420 ✓	10.00	
03/29/2012 03/30/2012	OXFORD ROUND TABLE 502-253-9782, KY	✓ \$3,236.15 \$1,865.10 \$1,371.05	\$0.00 \$0.00	\$0.00 \$0.00	USD 18800497 ✓ 18800420 ✓	3,155.00 ✓	
03/29/2012 04/02/2012	R PARKING - NAN NANAIMO, BC	\$32.00 \$32.00	\$1.43 \$1.43	\$2.00 \$2.00	CAD 18800420 ✓	32.00	
04/01/2012 04/02/2012	MARRIOTT MONTREAL AIRPORT DORVAL, QC	✓ \$372.86 \$372.86	\$17.76 \$17.76	\$0.00 \$0.00	CAD 18800420 ✓	372.86	

Trans Date Posting Date	Merchant Name City, State/Prov.	Transaction Total	National		Regional	Source Currency	Currency Amount
			Allocation Amounts				
04/02/2012	HARBOURVIEW AUTOHAUS LTD NANAIMO, BC	✓ \$109.87	\$4.90		\$6.87	CAD	109.87
04/03/2012		\$109.87	\$4.90		\$6.87	18800505 ✓	
04/03/2012	CAFFE FANTASTICO - PAR VICTORIA, BC	\$12.00	\$0.54		\$0.75	CAD	12.00
04/05/2012		\$12.00	\$0.54		\$0.75	18800420 ✓	
04/03/2012	R PARKING - NAN NANAIMO, BC	\$5.00	\$0.22		\$0.31	CAD	5.00
04/05/2012		\$5.00	\$0.22		\$0.31	18800420 ✓	
04/05/2012	MID ISLAND - BROOKS LANDI NANAIMO, BC	\$69.23	\$3.09		\$4.33	CAD	69.23
04/09/2012		\$69.23	\$3.09		\$4.33	18800506 ✓	
04/05/2012	GREATER NANAIMO CHAMBER O NANAIMO, BC	\$35.00	\$1.56		\$2.19	CAD	35.00
04/11/2012		\$35.00	\$1.56		\$2.19	18800420 ✓	
04/08/2012	AIR CANADA ON BOARD CA MISSISSAUGA, ON	\$8.96	\$0.40		\$0.63	CAD	8.96
04/09/2012		\$8.96	\$0.40		\$0.63	18800420 ✓	
04/12/2012	AIR CANADA 0140851226480 WINNIPEG, MB	\$9,452.80	\$421.58		\$0.00	CAD	9,452.80
04/13/2012		\$9,452.80	\$421.58		\$0.00	18800420 ✓	
04/13/2012	AMERICAN COUNCIL ON EDUC 2029399330, DC	\$129.54	\$0.00		\$0.00	USD	126.00
04/13/2012		\$129.54	\$0.00		\$0.00	18800495 ✓	
04/13/2012	R PARKING - NAN NANAIMO, BC	\$2.00	\$0.09		\$0.12	CAD	2.00
04/16/2012		\$2.00	\$0.09		\$0.12	18800420	
04/14/2012	R PARKING - NAN NANAIMO, BC	\$4.00	\$0.18		\$0.25	CAD	4.00
04/16/2012		\$4.00	\$0.18		\$0.25	18800420	

Handwritten notes:
 - Next to \$0.63: *\$6*
 - Next to \$421.58: *422.25*
 - Next to \$0.00: *\$200*
 - Next to 18800420: *10100-846*
 - Next to 18800495: *126*
 - At the bottom right: *Flight Pass 10 Flights anywhere in North America*

Trans Date Posting Date	Merchant Name City, State/Prov.	Transaction Total	National		Regional	Source Currency	Currency Amount
			Allocation Amounts		Accounting Code	Allocation Comment	
04/15/2012	CHOPSTIX NOODLE HOUSE	\$60.48	\$2.70	\$3.78	CAD		60.48
04/16/2012	NANAIMO, BC	\$60.48	\$2.70	\$3.78	18800461		
04/15/2012	MID ISLAND - BROOKS LANDI	\$75.00	\$3.35	\$4.69	CAD		75.00
04/17/2012	NANAIMO, BC	\$75.00	\$3.35	\$4.69	18800506		
04/15/2012	R PARKING - NAN	\$2.00	\$0.09	\$0.12	CAD		2.00
04/17/2012	NANAIMO, BC	\$2.00	\$0.09	\$0.12	18800420		No Receipt
04/16/2012	AIR CANADA	2045.81	91.24	127.86	CAD		2045.81
04/17/2012	0142107018170 WINNIPEG, MB	2045.81	91.24	127.86	18800420		
04/16/2012	AIR CANADA	\$1,279.93	\$57.08	\$0.00	CAD		1,279.93
04/17/2012	0142107017238 WINNIPEG, MB	\$1,279.93	\$57.08	\$0.00	18800420		
04/18/2012	AGB	\$228.55	\$0.00	\$0.00	USD		225.00
04/19/2012	2022968400, DC	\$228.55	\$0.00	\$0.00	18801497		
04/19/2012	HARBOUR AIR LTD	\$158.10	\$7.06	\$9.88	CAD		158.10
04/20/2012	RICHMOND, BC	\$158.10	\$7.06	\$9.88	18800420		
04/19/2012	R PARKING - NAN	\$11.00	\$0.49	\$0.69	CAD		11.00
04/23/2012	NANAIMO, BC	\$11.00	\$0.49	\$0.69	18800420		
04/20/2012	R PARKING - NAN	\$64.00	\$2.86	\$4.00	CAD		64.00
04/23/2012	NANAIMO, BC	\$64.00	\$2.86	\$4.00	18800420		
04/23/2012	SQ *DANIEL TAKELE	\$30.68	\$0.00	\$0.00	USD		30.00
04/24/2012	ARLINGTON, VA	\$30.68	\$0.00	\$0.00	18800420		Taxi - no receipt

Trans Date Posting Date	Merchant Name City, State/Prov.	Transaction Total	National		Regional	Source Currency	Currency Amount
			Allocation Amounts		Accounting Code	Allocation Comment	
04/23/2012	GAYLORD NATIONAL F/D NAT'L HARBOR, MD	\$1,022.77	\$0.00	\$0.00	USD		1,005.15
04/25/2012		\$1,022.77	\$0.00	\$0.00	18800420		
04/23/2012	MAHOGANY GRILL MISSISSAUGA, ON	\$35.51	\$1.57	\$2.51	CAD		35.51
04/25/2012		\$35.51	\$1.57	\$2.51	18800420		
04/24/2012	RED CAR SERVICE GUELPH, ON	\$135.60	\$6.00	\$9.60	CAD		135.60
04/26/2012		\$135.60	\$6.00	\$9.60	18800420		
04/26/2012	DELTA GUELPH HOTEL & CONF GUELPH, ON	\$334.78	\$14.81	\$23.70	CAD		334.78
04/27/2012		\$334.78	\$14.81	\$23.70	18800420		
04/26/2012	PACIFIC COASTAL AIRLINES RICHMOND, BC	\$234.98	\$10.49	\$14.69	CAD		234.98
04/27/2012		\$234.98	\$10.49	\$14.69	18800420		

Activity Totals
19,262.63

Purchases
19,262.23

Payments
\$0.00

National Taxes

Regional Taxes

Cardholder Name:

RALPH NILSON

Signature:


Ralph Nilson

Supervisor Name:

Mike Brown

Signature:

[Signature]





MAY 2012

Cardholder Activity

Name: RALPH A NILSON

Account Number: **2056

Cycle End Date: 2012-05-28

Trans Date Posting Date	Merchant Name City, State/Prov.	Transaction Total		National		Regional		Source Currency	Currency Amount
		←-----	Allocation Amounts	-----→	Accounting Code	Allocation Comment			
2012-04-26 2012-04-30	RED CAR SERVICE GUELPH, ON <i>no receipt</i>	\$155.60 \$155.60	\$6.88 \$6.88	\$11.02 \$11.02	CAD 18800420	155.60 Transportation from hotel to Toronto Airport			
2012-04-30 2012-05-01	R PARKING - VIC VICTORIA, BC	✓ \$7.00 \$7.00	\$0.31 \$0.31	\$0.44 \$0.44	CAD 18800420 ✓	7.00			
2012-05-04 2012-05-07	FEDEX 105145375 MISSISSAUGA, ON	✓ \$67.23 \$67.23	\$2.97 \$2.97	\$4.76 \$4.76	CAD 18800406	67.23			
2012-05-06 2012-05-08	PETROCAN-2345 E. ISLAND H NANOOSE, BC	✓ \$73.13 \$73.13	\$3.26 \$3.26 <i>348</i>	\$4.57 \$4.57	CAD 18800506 ✓	73.13			
2012-05-08 2012-05-09	ROBBINS 351 - 05/07/12 VICTORIA, BC	✓ \$6.00 \$6.00	\$0.27 \$0.27	\$0.37 \$0.37	CAD 18800420 ✓	6.00			
2012-05-09 2012-05-10	WESTWOOD TENNIS CLUB NANAIMO, BC	✓ \$327.15 \$327.15	\$14.60 \$14.60 <i>12.58</i>	\$20.45 \$20.45 <i>18.52</i>	CAD 18800461 ✓	327.15			
2012-05-11 2012-05-14	THE PORT THEATRE NANAIMO, BC	✓ \$740.00 \$740.00	\$33.04 \$33.04	\$46.25 \$46.25 <i>46.2</i>	CAD 18801495	740.00			
2012-05-15 2012-05-16	CAFE BAKERY MON PETIT CHO NANAIMO, BC	✓ \$26.88 \$26.88	\$1.20 \$1.20 <i>1.03</i>	\$1.68 \$1.68 <i>1.52</i>	CAD 18800461 ✓	26.88			
2012-05-17 2012-05-18	ROBBINS 351 - 05/14/12 VICTORIA, BC	✓ \$6.00 \$6.00	\$0.27 \$0.27	\$0.37 \$0.37	CAD 18800420 ✓	6.00			

Trans Date Posting Date	Merchant Name City, State/Prov.	Transaction Total	National		Regional	Source Currency	Currency Amount
			Allocation Amounts	Accounting Code			
2012-05-17 2012-05-21	ACME FOOD CO. NANAIMO, BC	✓ \$52.81 \$52.81	\$2.36 \$2.36	2.03	\$3.30 \$3.30	CAD 18801461	52.81
2012-05-17 2012-05-21	R PARKING - NAN NANAIMO, BC	\$4.00 \$4.00	\$0.18 \$0.18		\$0.25 \$0.25	CAD 18800420	4.00
2012-05-21 2012-05-23	MID ISLAND - BROOKS LANDI NANAIMO, BC	✓ \$70.03 \$70.03	\$3.13 \$3.13	3.33	\$4.38 \$4.38	CAD 18800506	70.03
2012-05-23 2012-05-24	HARBOUR AIR LTD RICHMOND, BC	49.12 ✓ 49.12	2.20 2.20		3.07 3.07	CAD 18800420	49.12
2012-05-23 2012-05-25	R PARKING - NAN NANAIMO, BC	✓ \$11.00 \$11.00	\$0.49 \$0.49		\$0.69 \$0.69	CAD 18800420	11.00
2012-05-23 2012-05-28	BEL AIR TAXI LTD.-BC COQUITLAM, BC	✓ \$45.00 \$45.00	\$2.01 \$2.01		\$2.81 \$2.81	CAD 18800420	45.00
2012-05-24 2012-05-25	HARBOUR AIR/NILSON R RICHMOND, BC	41.47 ✓ 41.47	1.85 1.85		2.59 2.59	CAD 18800420	41.47
2012-05-25 2012-05-28	FAIRMONT PACIFIC RIM VANCOUVER, BC	✓ \$299.77 \$299.77	\$13.38 \$13.38		\$18.74 \$18.74	CAD 18800420	299.77

Activity Totals
\$ 1982.19

Purchases
\$ 1982.19

Payments
\$0.00

National Taxes

Regional Taxes

Cardholder Name:

Ralph Nilson

Signature:

Ralph Nilson

Supervisor Name:

Mike Brown

Signature:

[Signature]



JUNE 2012

Cardholder Activity

Name: RALPH A NILSON

Account Number: **2056

Cycle End Date: 2012-06-27

Trans Date Posting Date	Merchant Name City, State/Prov.	Transaction Total		National		Regional		Source Currency	Currency Amount
		←-----	Allocation Amounts	-----→	-----→	Accounting Code	Allocation Comment		
2012-05-23	YELLOW CAB COMPANY LTD		\$40.00 ✓		\$1.79		\$2.50	CAD	40.00
2012-05-30	VANCOUVER, BC	✓	\$40.00		\$1.79		\$2.50	18800420 ✓	
2012-05-28	ROBBINS 351 - 05/25/12		\$6.00 ✓		\$0.27		\$0.37	CAD	6.00
2012-05-29	VICTORIA, BC	✓	\$6.00		\$0.27		\$0.37	18800420 ✓	
2012-05-28	BEEFEATER'S CHOPHOUSE		\$79.20 ✓		\$3.54		\$4.95	CAD	79.20
2012-05-30	NANAIMO, BC	✓	\$79.20		\$3.54		\$4.95	18800461 ✓	
2012-05-29	MIDDLE BEACH LODGE		\$257.04 ✓		\$11.48		\$16.07	CAD	257.04
2012-05-30	TOFINO, BC	✓	\$257.04		\$11.48		\$16.07	18800420 ✓	
2012-05-31	HARBOUR AIR LTD		\$98.24 ✓		\$4.39		\$6.14	CAD	98.24
2012-06-01	RICHMOND, BC	✓	\$98.24		\$4.39		\$6.14	18800420 ✓	
2012-05-31	BEST WESTERN DORCHESTER C		\$26.28 ✓		\$1.17		\$1.64	CAD	26.28
2012-06-01	NANAIMO, BC	✓	\$26.28		\$1.17		\$1.64	18800461 ✓	
2012-05-31	R PARKING - NAN		\$22.00 ✓		\$0.98		\$1.38	CAD	22.00
2012-06-04	NANAIMO, BC	✓	\$22.00		\$0.98		\$1.38	18800420 ✓	
2012-06-02	HARBOUR AIR/NILSON R		\$98.24 ✓		\$4.39		\$6.14	CAD	98.24
2012-06-04	RICHMOND, BC	✓	\$98.24		\$4.39		\$6.14	18800420 ✓	
2012-06-03	FAIRMONT WATERFRONT		\$729.30 ✓		\$32.56		\$45.58	CAD	729.30
2012-06-04	VANCOUVER, BC	✓	\$729.30		\$32.56		\$45.58	18800420 ✓	

Trans Date Posting Date	Merchant Name City, State/Prov.	Transaction Total	National	Regional	Source Currency	Currency Amount
		Allocation Amounts	Allocation Amounts	Allocation Amounts	Accounting Code	Allocation Comment
2012-06-06	ROBBINS 351 - 06/04/12 VICTORIA, BC	\$12.00	\$0.54	\$0.75	CAD	12.00
2012-06-07		\$12.00	\$0.54	\$0.75	18800420	
2012-06-06	BEST WESTERN COWICHAN DUNCAN, BC	\$42.29	\$1.89	\$2.64	CAD	42.29
2012-06-08		\$42.29	\$1.89	\$2.64	18800461	
2012-06-08	MID ISLAND CO-OP CHEMAINU CHEMAINUS, BC	\$74.66	\$3.33	\$4.67	CAD	74.66
2012-06-11		\$74.66	\$3.33	\$4.67	18800506	
2012-06-10	SOBO RESTAURANT TOFINO, BC	\$128.86	\$5.75	\$8.05	CAD	128.86
2012-06-12		\$128.86	\$5.75	\$8.05	18800461	
2012-06-12	ROBBINS 351 - 06/07/12 VICTORIA, BC	\$6.00	\$0.27	\$0.37	CAD	6.00
2012-06-13		\$6.00	\$0.27	\$0.37	18800420	
2012-06-12	ROBBINS 351 - 06/05/12 VICTORIA, BC	\$12.00	\$0.54	\$0.75	CAD	12.00
2012-06-13		\$12.00	\$0.54	\$0.75	18800420	
2012-06-12	ROBBINS PARKING/INTERN VICTORIA, BC	\$59.00	\$2.63	\$3.69	CAD	59.00
2012-06-13		\$59.00	\$2.63	\$3.69	18800420	
2012-06-16	BEEFEATER'S CHOPHOUSE NANAIMO, BC	\$325.56	\$14.53	\$20.35	CAD	325.56
2012-06-18		\$325.56	\$14.53	\$20.35	18800461	
2012-06-16	SHADY REST. HOTEL QUALICUM B., BC	\$59.38	\$2.65	\$3.71	CAD	59.38
2012-06-18		\$59.38	\$2.65	\$3.71	18800461	
2012-06-16	MID ISLAND - BROOKS LANDI NANAIMO, BC	\$72.05	\$3.22	\$4.50	CAD	72.05
2012-06-18		\$72.05	\$3.22	\$4.50	18800506	

Trans Date Posting Date	Merchant Name City, State/Prov.	Transaction Total	National	Regional	Source Currency	Currency Amount
		Allocation Amounts			Accounting Code	Allocation Comment
2012-06-17	AIR CANADA 0142109282417	\$855.09 /	\$38.14	\$0.00	CAD	855.09
2012-06-20	WINNIPEG, MB	\$855.09	38.27 \$38.14	53.57 \$0.00	18800420	
2012-06-17	AIR CANADA 0142109282417	\$40.32 /	\$1.80	\$0.00	CAD	40.32
2012-06-20	WINNIPEG, MB	\$40.32	1.80 \$1.80	2.57 \$0.00	18800420	
2012-06-19	EDUCATION LAW INFOR SOUR	\$204.75 /	\$9.75	\$0.00	CAD	204.75
2012-06-20	CALGARY, AB	\$204.75	\$9.75	\$0.00	18800495	
2012-06-19	BEST WESTERN DORCHESTER C	\$163.39 /	\$7.29	\$10.21	CAD	163.39
2012-06-21	NANAIMO, BC	\$163.39	\$7.29	\$10.21	18800461	
2012-06-20	NANAIMO GOLF CLUB PRO SHO	\$16.80 /	\$0.75	\$1.05	CAD	16.80
2012-06-21	NANAIMO, BC	\$16.80	\$0.75	\$1.05	18800461	
2012-06-22	HARBOUR AIR LTD	\$154.30 /	\$6.89	\$9.64	CAD	154.30
2012-06-25	RICHMOND, BC	\$154.30	\$6.89	\$9.64	18800420	
2012-06-22	R PARKING - NAN	\$3.50 /	\$0.16	\$0.22	CAD	3.50
2012-06-25	NANAIMO, BC	\$3.50	\$0.16	\$0.22	18800420	
2012-06-22	R PARKING - NAN	\$7.50 /	\$0.33	\$0.47	CAD	7.50
2012-06-25	NANAIMO, BC	\$7.50	\$0.33	\$0.47	18800420	
2012-06-23	LA FAMIGLIA RISTORANTE	\$375.92 /	\$16.78	\$23.50	CAD	375.92
2012-06-25	NANAIMO, BC	\$375.92	\$16.78	\$23.50	18800461	
2012-06-24	NANAIMO GOLF CLUB PRO SHO	\$115.14 /	\$5.14	\$7.20	CAD	115.14
2012-06-25	NANAIMO, BC	\$115.14	\$5.14	\$7.20	18800461	

RECEIVED
 JUN 29 2012
 Vancouver Island University
 Purchasing

Trans Date Posting Date	Merchant Name City, State/Prov.	Transaction Total ←-----	Allocation Amounts		Source Currency Accounting Code	Currency Amount Allocation Comment
			National	Regional		
2012-06-25	BCF-NANAIMO120623	\$400.00 /	\$17.86	\$25.00	CAD	400.00
2012-06-26	VICTORIA, BC	\$400.00	\$17.86	\$25.00	18800420	
2012-06-26	ROBBINS	\$32.00 /	\$1.43	\$2.00	CAD	32.00
2012-06-27	PARKING/INTERN VICTORIA, BC	\$32.00	\$1.43	\$2.00	18800420 /	

Activity Totals
\$4,516.81

Purchases
\$4,516.81

Payments
\$0.00

National Taxes
\$202.24

Regional Taxes
\$213.54

Cardholder Name:

Ralph Nilson.

Signature:

Ralph Nilson


Supervisor Name:

Mike Brown.

Signature:

Mike Brown

JULY 2012



Cardholder Activity

Name: RALPH A NILSON *P57687* Account Number: **2056 Cycle End Date: 2012-07-27

Trans Date Posting Date	Merchant Name City, State/Prov.	Transaction Total	Allocation Amounts		Source Currency Accounting Code	Currency Amount Allocation Comment
			National	Regional		
2012-06-27	ASSEMBLY OF FIRST NATI OTTAWA, ON	\$350.00	\$15.49	\$24.78	CAD	350.00
2012-06-28		\$350.00	\$15.49	\$24.78	18800499 <i>497</i>	
2012-06-27	MID ISLAND - BROOKS LANDI NANAIMO, BC	\$61.88	\$2.76	\$3.87	CAD	61.88
2012-06-29		\$61.88	\$2.76	\$3.87	18800506 ✓	
2012-06-28	SALARMY NANAIMO FUNDRAISI NANAIMO, BC	\$40.00	\$1.79	\$2.50	CAD	40.00
2012-06-29		\$40.00	\$1.79	\$2.50	18800499 <i>402</i>	
2012-07-06	MANTEO RESORT KELOWNA KELOWNA, BC	\$238.76	\$10.66	\$14.92	CAD	238.76
2012-07-09		\$238.76	\$10.66	\$14.92	18800420 ✓	
2012-07-12	POINT NO POINT RESORT SHIRLEY, BC	\$246.40	\$11.00	\$15.40	CAD	246.40
2012-07-13		\$246.40	\$11.00	\$15.40	18800420 ✓	<i>Apr 12/13 Auicc conference JV for prepaid</i>
2012-07-13	R PARKING - NAN NANAIMO, BC	\$56.00	\$2.50	\$3.50	CAD	56.00
2012-07-16		\$56.00	\$2.50	\$3.50	18800420 ✓	
2012-07-17	HOOPS SPORTS BAR & GRILL TORONTO, ON	\$56.76	\$2.51	\$4.02	CAD	56.76
2012-07-19		\$56.76	\$2.51	\$4.02	18800461 ✓	

Trans Date Posting Date	Merchant Name City, State/Prov.	Transaction Total	Allocation Amounts		Source Currency Accounting Code	Currency Amount Allocation Comment
			National	Regional		
2012-07-18	HOOPS SPORTS BAR & GRILL TORONTO, ON	\$47.37	\$2.10	\$3.35	CAD	47.37
2012-07-20		\$47.37	\$2.10	\$3.35	18800461	
2012-07-18	THE SHORE CLUB - TORONTO TORONTO, ON	\$218.32	\$9.66	\$15.46	CAD	218.32
2012-07-23		\$218.32	\$9.66	\$15.46	18800461	
2012-07-19	R PARKING - NAN NANAIMO, BC	\$3.50	\$0.16	\$0.22	CAD	3.50
2012-07-23		\$3.50	\$0.16	\$0.22	18800420	
2012-07-20	WESTWOOD TENNIS CLUB NANAIMO, BC	\$552.87	\$24.68	\$34.55	CAD	552.87
2012-07-20		\$552.87	\$24.68	\$34.55	18801461	
2012-07-20	FAIRMONT ROYAL YORK TORONTO, ON	\$959.77	\$42.47	\$67.95	CAD	959.77
2012-07-23		\$959.77	\$42.47	\$67.95	18800420	
2012-07-20	R PARKING - NAN NANAIMO, BC	\$95.00	\$4.24	\$5.94	CAD	95.00
2012-07-23		\$95.00	\$4.24	\$5.94	18800420	
2012-07-21	TAXI & LIMO PAYMENT MISSISSAUGA, ON	\$68.00	\$3.01	\$4.81	CAD	68.00
2012-07-23		\$68.00	\$3.01	\$4.81	18800420	

Activity Totals
2994.63

Purchases
2994.63

Payments
\$0.00

National Taxes

Regional Taxes

Cardholder Name:

Ralph Nilson

Signature:

ON Vacation

Supervisor Name:

Mike Brown

Signature:

[Handwritten Signature]



August 2012

Cardholder Activity

Name: RALPH A NILSON Account Number: **2056 Cycle End Date: 2012-08-27

Trans Date	Merchant Name City, State/Prov.	Transaction Total	National Allocation Amounts	Regional	Source Currency	Currency Amount	Allocation Comment
2012-08-14	PLANNERS PLUS INC. WINNIPEG, MB	\$580.00	\$25.87 \$25.87	\$0.00	CAD	580.00	
2012-08-15	ROBBINS 351 - 08/16/12 VICTORIA, BC	\$6.00	\$0.27	\$0.37	CAD	6.00	
2012-08-20	WESTWOOD TENNIS CLUB NANAIMO, BC	\$93.17	\$4.16 \$4.16	\$5.82 \$5.82	CAD	93.17	
2012-08-23	BEST WESTERN THE WESTERLY COURTENAY, BC	\$45.25	\$2.02 \$2.02	\$2.83 \$2.83	CAD	45.25	
2012-08-25	METHOD MARINE SUPPLY L TOFINO, BC	\$426.85	\$19.06 \$19.06	\$26.68 \$26.68	CAD	426.85	

Activity Totals \$1,151.27 Purchases \$1,151.27 Payments \$0.00 National Taxes \$51.38 Regional Taxes \$35.70

Cardholder Name: Ralph Nilson Signature: See attached for signature
 Supervisor Name: Mike Brown Signature: [Signature]



Cardholder Activity

Name: RALPH A NILSON

Account Number: **2056

Cycle End Date: 2012-08-27

Trans Date	Posting Date	Merchant Name City, State/Prov.	Transaction Total	National Allocation Amounts	Regional Allocation Amounts	Source Currency Accounting Code	Currency Amount Allocation Comment
2012-08-14		PLANNERS PLUS INC. WINNIPEG, MB	\$580.00	\$25.87	\$0.00	CAD 18800420	580.00
2012-08-15			\$580.00	\$25.87	\$0.00	CAD 18800420	
2012-08-20		ROBBINS 351 - 08/16/12 VICTORIA, BC	\$6.00	\$0.27	\$0.37	CAD 18800420	6.00
2012-08-21			\$6.00	\$0.27	\$0.37	CAD 18800420	
2012-08-21		WESTWOOD TENNIS CLUB NANAIMO, BC	\$93.17	\$4.16	\$5.82	CAD 18800420	93.17
2012-08-23			\$93.17	\$4.16	\$5.82	CAD 18800420	
2012-08-23		BEST WESTERN THE WESTERLY COURTENAY, BC	\$45.25	\$2.02	\$2.83	CAD 18800420	45.25
2012-08-27			\$45.25	\$2.02	\$2.83	CAD 18800420	
2012-08-25		METHOD MARINE SUPPLY L TOFINO, BC	\$426.85	\$19.06	\$26.68	CAD 18800420	426.85
2012-08-27			\$426.85	\$19.06	\$26.68	CAD 18800420	

Activity Totals
\$1,151.27

Purchases
\$1,151.27

Payments
\$0.00

National Taxes
\$51.38

Regional Taxes
\$35.70

Cardholder Name:

Ralph Nilson

Signature:

Ralph Nilson

Supervisor Name:

Signature:

SEPT 2012

FILE COPY



Cardholder Activity

Name: RALPH A NILSON

Account Number: **2056

Cycle End Date: 2012-09-27

Trans Date Posting Date	Merchant Name City, State/Prov.	Transaction Total	National		Regional	Source Currency	Currency Amount
			Allocation Amounts	Allocation Comment			
2012-08-22	MID ISLAND @ WOODGROVE NANAIMO, BC	\$55.14	\$2.46	\$3.45	CAD	55.14	
2012-08-30		\$55.14	\$2.46	\$3.45	18800506 ✓		
2012-08-26	SHELTER TOFINO, BC	\$164.54	\$7.35	\$10.28	CAD	164.54	
2012-08-28		\$164.54	\$7.35	\$10.28	18800461 ✓		
2012-08-27	MASTHEAD RESTAURANT COWICHAN BAY, BC	\$308.99	\$13.79	\$19.31	CAD	308.99	
2012-08-28		\$308.99	\$13.79	\$19.31	18800461 ✓		
2012-08-29	THE GRAND HOTEL NANAIMO NANAIMO, BC	\$98.53	\$4.40	\$6.16	CAD	98.53	
2012-08-31		\$98.53	\$4.40	\$6.16	18800461 ✓		
2012-08-30	ARTFITTERZ FRAMING & ART NANAIMO, BC	\$196.00	\$8.75	\$12.25	CAD	196.00	
2012-08-31		\$196.00	\$8.75 ✓	\$12.25	18800400 ✓		
2012-08-31	WESTWOOD TENNIS CLUB NANAIMO, BC	\$169.00	\$7.54	\$10.56	CAD	169.00	
2012-09-03		\$169.00	\$7.54	\$10.56	18800461 ✓		
2012-08-31	BB *NANAIMO HOSP FDN 250-755-7690, ON	\$800.00	\$35.40	\$56.64	CAD	800.00	
2012-09-03		\$800.00	\$35.40	\$56.64	18800402 ✓		
2012-09-02	OTTER CO-OP @ GLOUCESTER LANGLEY, BC	\$74.66	\$3.33	\$4.67	CAD	74.66	
2012-09-03		\$74.66	\$3.33	\$4.67	18800506 ✓		

Trans Date Posting Date	Merchant Name City, State/Prov.	Transaction Total	National Allocation Amounts	Regional Allocation Amounts	Source Currency Accounting Code	Currency Amount Allocation Comment
2012-09-06	PACIFIC RESTAURANT VICTORIA, BC	\$25.84	\$1.15	\$1.61	CAD	25.84
2012-09-10		\$25.84	\$1.15	\$1.61	18800461	
2012-09-07	NANAIMO CHILD DEVELOPMENT NANAIMO, BC	\$750.00	\$33.48	\$46.88	CAD	750.00
2012-09-10		\$750.00	\$33.48	\$46.88	18800402	
2012-09-07	HOTEL GRAND PACIFIC VICTORIA, BC	\$35.84	\$1.60	\$2.24	CAD	35.84
2012-09-10		\$35.84	\$1.60	\$2.24	18800420	
2012-09-09	MASTHEAD RESTAURANT COWICHAN BAY, BC	\$576.19	\$25.72	\$36.01	CAD	576.19
2012-09-10		\$576.19	\$25.72	\$36.01	18800461	
2012-09-11	UNITED WAY CENTRAL & NORT NANAIMO, BC	\$300.00	\$13.39	\$18.75	CAD	300.00
2012-09-12		\$300.00	\$13.39	\$18.75	18800402	
2012-09-11	HARBOUR AIR/NILSON R HARBOUR, BC	\$181.18	\$8.09	\$11.32	CAD	181.18
2012-09-12		\$181.18	\$8.09	\$11.32	18800420	
2012-09-11	R PARKING - NAN NANAIMO, BC	\$11.00	\$0.49	\$0.69	CAD	11.00
2012-09-13		\$11.00	\$0.49	\$0.69	18800420	
2012-09-12	WESTWOOD TENNIS CLUB NANAIMO, BC	\$391.87	\$17.49			
2012-09-13		\$391.87	\$17.49			
2012-09-12	MID ISLAND - BROOKS LANDI NANAIMO, BC	\$67.73	\$3.02			
2012-09-14		\$67.73	\$3.02			
2012-09-13	HARVARD EVENT REGISTRATIO 617-4954397, MA	\$3,199.21	\$0.00			
2012-09-14		\$3,199.21	\$0.00			

WESTWOOD TENNIS CLUB
2367 ARBOT ROAD
NANAIMO, BC V9R6S9
2507532866

REF # 8722920014 TERM ID: 001
MERCHANT ID: 8722920014

SALE

XXXXXXXXXXXXXXXXXXXX055
VISA ENTRY METHOD: CHIF
09/12/12 20:29:06
INV # 000013 APPR CODE: 072004
BATCH #: 000336
REF #: 013

AMOUNT \$340.76
TIP \$51.11
TOTAL \$391.87

PIN VERIFIED BY CARD ISSUER
CARDHOLDER AGREES TO PAY ABOVE
TOTAL AMOUNT IN ACCORDANCE WITH
CARD ISSUER'S AGREEMENT
(MERCHANT AGREEMENT IF CREDIT VOUCHER)
RETAIN THIS COPY FOR STATEMENT
VERIFICATION
CARDHOLDER COPY
APPROVED

APPLICATION LABEL: VISA CREDIT
AID: A000000031010
TUR: 00 00 00 80 00
TS1: FB 00

Trans Date Posting Date	Merchant Name City, State/Prov.	Transaction Total	National		Regional	Source Currency	Currency Amount
			Allocation Amounts		Accounting Code	Allocation Comment	
2012-09-13	FAIRMONT HOTEL	\$230.32	\$10.28	\$14.40	CAD	230.32	
2012-09-14	VANCOUVER VANCOUVER, BC	\$230.32	\$10.28	\$14.40	18800420		
2012-09-14	CAFE BAKERY MON	\$32.16	\$1.44	\$2.01	CAD	32.16	
2012-09-17	PETIT CHO NANAIMO, BC	\$32.16	\$1.44 1.06	\$2.01 1.57	18800461		
2012-09-14	R PARKING - NAN	\$11.00	\$0.49	\$0.69	CAD	11.00	
2012-09-17	NANAIMO, BC	\$11.00	\$0.49	\$0.69	18800420		
2012-09-15	MANTEO RESORT	(\$238.76)	(\$10.66)	(\$14.92)	CAD	(238.76)	
2012-09-17	KELOWNA KELOWNA, BC	(\$238.76)	(\$10.66)	(\$14.92)	18800420		
2012-09-17	HARBOUR AIR LTD	\$165.90	\$7.41	\$10.37	CAD	165.90	
2012-09-18	HARBOUR, BC	\$165.90	\$7.41	\$10.37	18800420		
2012-09-17	THE FLYING BEAVER	\$23.46	\$1.05	\$1.47	CAD	23.46	
2012-09-19	RICHMOND, BC	\$23.46	\$1.05 1.05	\$1.47 1.57	18800461		
2012-09-17	R PARKING - NAN	\$7.50	\$0.33	\$0.47	CAD	7.50	
2012-09-19	NANAIMO, BC	\$7.50	\$0.33	\$0.47	18800420		
2012-09-18	THE GRAND HOTEL	\$53.13	\$2.37	\$3.32	CAD	53.13	
2012-09-19	NANAIMO NANAIMO, BC	\$53.13	\$2.37 1.78	\$3.32 2.61	18800461		
2012-09-18	DELTA SUNSHINE	\$20.00	\$0.89	\$1.25	CAD	20.00	
2012-09-20	TAXI/TSAW SURREY, BC	\$20.00	\$0.89	\$1.25	18800420		
2012-09-19	HARBOUR	\$165.90	\$7.41	\$10.37	CAD	165.90	
2012-09-20	AIR/NILSON R HARBOUR, BC	\$165.90	\$7.41	\$10.37	18800420		
2012-09-19	THE FLYING BEAVER	\$32.72	\$1.46	\$2.05	CAD	32.72	
2012-09-21	RICHMOND, BC	\$32.72	\$1.46 1.09	\$2.05 1.62	18800461		



056A

Trans Date Posting Date	Merchant Name City, State/Prov.	Transaction Total ←-----	Allocation Amounts		Source Currency Accounting Code	Currency Amount Allocation Comment
			National	Regional -----→		
2012-09-19 2012-09-21	PACIFIC CABS SURREY, BC	\$20.00 \$20.00	\$0.89 \$0.89	\$1.25 \$1.25	CAD 18800420 ✓	20.00
2012-09-19 2012-09-21	R PARKING - NAN NANAIMO, BC	\$11.00 \$11.00	\$0.49 \$0.49	\$0.69 \$0.69	CAD 18800420 ✓	11.00
2012-09-21 2012-09-24	HARBOURVIEW AUTOHAUS NANAIMO, BC	\$165.96 \$165.96	\$7.41 \$7.41	\$10.37 \$10.37	CAD 18800505 ✓	165.96
2012-09-21 2012-09-24	JAR RESTAURANT INC NANAIMO, BC	\$15.32 \$15.32	\$0.68 \$0.68	\$0.96 \$0.96	CAD 18800461 ✓	15.32
2012-09-21 2012-09-24	R PARKING - NAN NANAIMO, BC	\$2.00 \$2.00	\$0.09 \$0.09	\$0.12 \$0.12	CAD 18800420 ✓	2.00
2012-09-22 2012-09-24	R PARKING - NAN NANAIMO, BC	\$3.00 \$3.00	\$0.13 \$0.13	\$0.19 \$0.19	CAD 18800420 ✓	3.00
2012-09-24 2012-09-25	ROBBINS 351 - 09/20/12 VICTORIA, BC	\$10.00 \$10.00	\$0.45 \$0.45	\$0.63 \$0.63	CAD 18800420 ✓	10.00
2012-09-24 2012-09-25	HARBOUR AIR/NILSON R HARBOUR, BC	\$213.28 \$213.28	\$9.52 \$9.52	\$13.33 \$13.33	CAD 18800420 ✓	213.28
2012-09-24 2012-09-25	BONNY'S TAXI #126 BURNABY, BC	\$40.00 \$40.00	\$1.79 \$1.79	\$2.50 \$2.50	CAD 18800420 ✓	40.00
2012-09-24 2012-09-25	YELLOW CAB CO LTD VANCOUVER, BC	\$40.00 \$40.00	\$1.79 \$1.79	\$2.50 \$2.50	CAD 18800420 ✓	40.00
2012-09-24 2012-09-26	R PARKING - NAN NANAIMO, BC	\$11.00 \$11.00	\$0.49 \$0.49	\$0.69 \$0.69	CAD 18800420 ✓	11.00

Trans Date Posting Date	Merchant Name City, State/Prov.	Transaction Total	National	Regional	Source Currency	Currency Amount
		←----- Allocation Amounts ----->		----->	Accounting Code	Allocation Comment
2012-09-25 2012-09-27	BONNY'S TAXI #114 BURNABY, BC	\$40.00 \$40.00	\$1.79 \$1.79	\$2.50 \$2.50	CAD 18800420	40.00
2012-09-25 2012-09-27	R PARKING - NAN NANAIMO, BC	\$22.00 \$22.00	\$0.98 \$0.98	\$1.38 \$1.38	CAD 18800420	22.00

Activity Totals **Purchases** **Payments** **National Taxes** **Regional Taxes**
 \$502.60 \$502.60 \$0.00

Cardholder Name: Ralph Nilson
Supervisor Name: Michelle Brown

Signature: 
Signature: 



REC...
 NOV 01 2012
 Vancouver Island University
 Purchasing

OCT 2012

Cardholder Activity

Name: RALPH A NILSON

Account Number: **2056

Cycle End Date: 2012-10-29

Trans Date Posting Date	Merchant Name City, State/Prov.	Transaction Total	National		Regional	Source Currency	Currency Amount
			Allocation Amounts		Accounting Code	Allocation Comment	
2012-09-11	YELLOW CAB	\$50.00 ✓	\$2.23	\$3.13	CAD	50.00	
2012-09-28	COMPANY LTD VANCOUVER, BC	\$50.00 ✓	\$2.23	\$3.13	18800420 ✓		
2012-09-25	ITALIAN KITCHEN	\$114.70 ✓	\$5.12	\$7.17	CAD	114.70	
2012-09-28	VANCOUVER, BC	\$114.70 ✓	\$5.12	\$7.17	18800461 ✓		
2012-09-26	MID ISLAND -	\$62.86 ✓	\$2.81	\$3.93	CAD	62.86	
2012-09-28	BROOKS LANDI NANAIMO, BC	\$62.86 ✓	\$2.81	\$3.93	18800506 ✓		
2012-09-30	R PARKING - NAN	\$16.00 ✓	\$0.71	\$1.00	CAD	16.00	
2012-10-02	NANAIMO, BC	\$16.00 ✓	\$0.71	\$1.00	18800420 ✓		
2012-10-01	BCF-NANAIMOHBR12	\$10.05 ✓	\$0.45	\$0.63	CAD	10.05	
2012-10-02	0930 VICTORIA, BC	\$10.05 ✓	\$0.45	\$0.63	18800420 ✓		
2012-10-02	VANCOUVER TAXI	\$80.00 ✓	\$3.57	\$5.00	CAD	80.00	
2012-10-03	VANCOUVER, BC	\$80.00 ✓	\$3.57	\$5.00	18800420 ✓		
2012-10-02	HARBOUR AIR LTD	\$213.28 ✓	\$9.52	\$13.33	CAD	213.28	
2012-10-03	HARBOUR, BC	\$213.28 ✓	\$9.52	\$13.33	18800420		
2012-10-02	KWANTLEN	\$8.73 ✓	\$0.39	\$0.55	CAD	8.73	
2012-10-03	STUDENT ASSN. SURREY, BC	\$8.73 ✓	\$0.39	\$0.55	18800420		

Trans Date Posting Date	Merchant Name City, State/Prov.	Transaction Total		National		Regional		Source Currency	Currency Amount
		<-----	Allocation Amounts	----->	----->	Accounting Code	Allocation Comment		
2012-10-02	TRANSLINK FARE PURCHASE BURNABY, BC	✓	\$3.75 ✓	\$0.17	\$0.23	CAD		3.75	
2012-10-04			\$3.75	\$0.17	\$0.23	18800420 ✓			
2012-10-02	R PARKING - NAN NANAIMO, BC	✓	\$11.00 ✓	\$0.49	\$0.69	CAD		11.00	
2012-10-04			\$11.00	\$0.49	\$0.69	18800420 ✓			
2012-10-03	BCF-HEADOFFICE121 002 VICTORIA, BC		\$17.50 ✓	\$0.78	\$1.09	CAD		17.50	
2012-10-04			\$17.50	\$0.78	\$1.09	18800420 ✓			
2012-10-04	BEACH GARDENS POWELL RIVER, BC	✓	\$133.28 ✓	\$5.95	\$8.33	CAD		133.28	
2012-10-05			\$133.28	\$5.95	\$8.33	18800420 ✓			
2012-10-05	THE MARINE INN POWELL RIVER, BC	✓	\$45.32 ✓	\$2.02	\$2.83	CAD		45.32	
2012-10-08			\$45.32	\$2.02	\$2.83	18800461 ✓			
2012-10-05	BCF-BURNABY, QUEEN OF VICTORIA, BC		\$30.42 ✓	\$1.36	\$1.90	CAD		30.42	
2012-10-08			\$30.42	\$1.36	\$1.90	18800461 ✓			
2012-10-05	TREE FROG LODGE & BISTRO POWELL RIVER, BC	✓	\$60.65 ✓	\$2.71	\$3.79	CAD		60.65	
2012-10-08			\$60.65	\$2.71	\$3.79	18800461 ✓			
2012-10-06	BCF-BURNABY, QUEEN OF VICTORIA, BC		\$18.01 ✓	\$0.80	\$1.13	CAD		18.01	
2012-10-08			\$18.01	\$0.80	\$1.13	18800461 ✓			
2012-10-06	NESVOG MEATS & SAUSAGE CO NANAIMO, BC		\$50.12 ✓	\$2.24	\$3.13	CAD		50.12	
2012-10-10			\$50.12	\$2.24	\$3.13	18800461 ✓			
2012-10-09	ASTERA TAVERNA NANAIMO, BC	✓	\$126.87 ✓	\$5.66	\$7.93	CAD		126.87	
2012-10-10			\$126.87	\$5.66	\$7.93	18800461 ✓			

6.90

Trans Date Posting Date	Merchant Name City, State/Prov.	Transaction Total	National	Regional	Source Currency	Currency Amount
		Allocation Amounts			Accounting Code	Allocation Comment
2012-10-10	AIR CANADA 0142113259977	\$2,677.04 ✓	\$119.39	\$0.00	CAD	2,677.04
2012-10-15	AIRCANADA.COM, MB	✓ \$2,677.04	\$119.39 119.66	\$0.00 116.13	18800420 ✓	
2012-10-11	ROBBINS PARKING/INTERN VICTORIA, BC	\$30.00 ✓	\$1.34	\$1.87	CAD	30.00
2012-10-12		✓ \$30.00	\$1.34 0	\$1.87 0	18800420 ✓	
2012-10-11	ROBBINS PARKING/INTERN VICTORIA, BC	\$15.00 ✓	\$0.67	\$0.94	CAD	15.00
2012-10-12		✓ \$15.00	\$0.67 0	\$0.94 0	18800420 ✓	
2012-10-12	VANCOUVER ISLAND UNIVERSI NANAIMO, BC	\$189.19 ✓	\$8.45	\$11.82	CAD	189.19
2012-10-15		✓ \$189.19	\$8.45 7.31	\$11.82 10.28	18800461 ✓	
2012-10-12	MID ISLAND - BROOKS LANDI NANAIMO, BC	\$65.03 ✓	\$2.90	\$4.06	CAD	65.03
2012-10-15		✓ \$65.03	\$2.90 3.10	\$4.06 0	18800506 ✓	
2012-10-12	PIPER'S PUB NANAIMO, BC	\$29.38 ✓	\$1.31	\$1.84	CAD	29.38
2012-10-15		✓ \$29.38	\$1.31 1.09	\$1.84 1.52	18800461 ✓	
2012-10-15	VANCOUVER ISLAND UNIVERSI NANAIMO, BC	\$8.46 ✓	\$0.38	\$0.53	CAD	8.46
2012-10-16		✓ \$8.46	\$0.38	\$0.53	18800461 ✓	
2012-10-15	ASTERA TAVERNA NANAIMO, BC	\$273.70 ✓	\$12.22	\$17.11	CAD	273.70
2012-10-16		✓ \$273.70	\$12.22 9.11	\$17.11 15.85	18800461 ✓	
2012-10-16	R PARKING - NAN NANAIMO, BC	\$8.00 ✓	\$0.36	\$0.50	CAD	8.00
2012-10-18		✓ \$8.00	\$0.36	\$0.50	18800420 ✓	
2012-10-18	HILLS NATIVE ART NANAIMO, BC	\$246.40 ✓	\$11.00	\$15.40	CAD	246.40
2012-10-19		✓ \$246.40	\$11.00	\$15.40	18800402 ✓	
2012-10-18	R PARKING - NAN NANAIMO, BC	\$3.00 ✓	\$0.13	\$0.19	CAD	3.00
2012-10-22		✓ \$3.00	\$0.13	\$0.19	18800420 ✓	

Trans Date Posting Date	Merchant Name City, State/Prov.	Transaction Total Allocation Amounts	National	Regional	Source Currency Accounting Code	Currency Amount Allocation Comment
2012-10-19 2012-10-19	R PARKING - BC FERRIES VICTORIA, BC	\$1.00 \$1.00	\$0.04	\$0.06	CAD 18800420	1.00
2012-10-19 2012-10-22	VANCOUVER ISLAND UNIVERSI NANAIMO, BC	\$288.56 \$288.56	\$12.88 \$12.88	\$18.04 \$18.04	CAD 18800460 ✓	288.56
2012-10-19 2012-10-23	AIR CANADA 0142113616974 WINNIPEG, MB	\$636.20 \$636.20	\$28.37 \$28.37	\$0.00 \$0.00	CAD 18800420 ✓	636.20
2012-10-20 2012-10-22	R PARKING - NAN NANAIMO, BC	\$48.00 \$48.00	\$2.14	\$3.00	CAD 18800420 ✓	48.00
2012-10-22 2012-10-23	REGINA CABS 33 REGINA, SK	\$20.00 \$20.00	\$0.91 \$0.91	\$0.00 \$0.00	CAD 18800420 ✓	20.00
2012-10-24 2012-10-26	SAIGON PHO OTTAWA, ON	\$118.20 \$118.20	\$5.23 \$5.23	\$8.37 \$8.37	CAD 18800461 ✓	118.20
2012-10-25 2012-10-26	TAXITAB OTTAWA, ON	\$40.00 \$40.00	\$1.77 \$1.77	\$2.83 \$2.83	CAD 18800420 ✓	40.00
2012-10-25 2012-10-29	MID ISLAND - BROOKS LANDI NANAIMO, BC	\$49.70 \$49.70	\$2.22 \$2.22	\$3.11 \$3.11	CAD 18800506 ✓	49.70
2012-10-25 2012-10-29	PARKSVILLE & DISTRICT CHA PARKSVILLE, BC	\$80.00 \$80.00	\$3.57 \$3.57	\$5.00 \$5.00	CAD 18800461 ✓	80.00
2012-10-26 2012-10-29	CITY OF VICTORIA PARKING VICTORIA, BC	\$2.25 \$2.25	\$0.10 \$0.10	\$0.14 \$0.14	CAD 18800420 ✓	2.25
2012-10-26 2012-10-29	OTTAWA MARRIOTT OTTAWA, ON	\$671.22 \$671.22	\$29.70 \$29.70	\$47.52 \$47.52	CAD 18800420 ✓	671.22

Trans Date Posting Date	Merchant Name City, State/Prov.	Transaction Total ←-----	Allocation Amounts		Source Currency Accounting Code	Currency Amount Allocation Comment
			National	Regional ----->		
2012-10-26	AIR CANADA ON BOARD CA	\$7.34 /	\$0.32	\$0.52	CAD	7.34
2012-10-29	MISSISSAUGA, ON	← \$7.34	\$0.32 /	\$0.52 /	18800461 420	
2012-10-26	FLYING OTTER GRILL	\$26.84 /	\$1.20	\$1.68	CAD	26.84
2012-10-29	VICTORIA, BC	✓ \$26.84	\$1.20	\$1.68	18800461 /	

Activity Totals
\$6587.05

Purchases
\$6587.05

Payments
\$0.00

National Taxes

Regional Taxes

Cardholder Name:

Ralph Nilson

Signature:

Ralph Nilson

Supervisor Name:

Mike Brown

Signature:

[Signature]

Nov 2012



Cardholder Activity

Name: RALPH A NILSON Account Number: **2056 Cycle End Date: 2012-11-27

Trans Date Posting Date	Merchant Name City, State/Prov.	Transaction Total	Allocation Amounts		Source Currency Accounting Code	Currency Amount Allocation Comment
			National	Regional		
2012-10-30 2012-10-31	ASTERA TAVERNA NANAIMO, BC	✓ \$43.15 \$43.15	\$1.93 1.93 1.67	\$2.70 2.70 2.35	CAD 18800461	43.15
2012-10-31 2012-11-02	BCF - OLINE COAST CARD VICTORIA, BC	✓ \$287.50 \$287.50	\$12.83 12.83 10	\$17.97 17.97 10	CAD 18800420	287.50 Top up on BC Ferries Experience Card
2012-11-01 2012-11-05	AIR CANADA 0142114070744 AIRCANADA.COM, MB	\$1,637.47 \$1,637.47	\$73.03 73.03 10	\$0.00	CAD 18800420	1,637.47 See or next page
2012-11-02 2012-11-05	R PARKING - NAN NANAIMO, BC	✓ \$2.00 \$2.00	\$0.09 \$0.09	\$0.12 \$0.12	CAD 18800420	2.00
2012-11-03 2012-11-05	CK THE JAVA SHACK CAMPBELL RIVE, BC	✓ \$27.41 \$27.41	\$1.22 1.22 1.05	\$1.71 1.71 1.40	CAD 18800461	27.41
2012-11-03 2012-11-05	NORTH CAMPBELL RIVER H CAMPBELL RIVE, BC	✓ \$62.64 \$62.64	\$2.80 2.80 2.98	\$3.92 3.92 0	CAD 18800506	62.64
2012-11-03 2012-11-05	CEDAR DINNING ROOM PARKSVILLE, BC	✓ \$333.96 \$333.96	\$14.91 14.91 12.90	\$20.87 20.87 18.00	CAD 18800461	333.96
2012-11-06 2012-11-07	HARBOUR AIR/NILSON R HARBOUR, BC	(\$26.89) (\$26.89)	(\$1.20) (\$1.20)	(\$1.68) (\$1.68)	CAD 18800420	(26.89)
2012-11-06 2012-11-07	HARBOUR AIR LTD HARBOUR, BC	✓ \$154.69 \$154.69	\$6.91 \$6.91	\$9.67 \$9.67	CAD 18800420	154.69

RECEIVED
NOV 30 2012
Vancouver Island University
Purchasing

Trans Date Posting Date	Merchant Name City, State/Prov.	Transaction Total	National		Regional		Source Currency	Currency Amount
			Allocation Amounts			Accounting Code	Allocation Comment	
2012-11-06 2012-11-08	THE FLYING BEAVER RICHMOND, BC	\$12.40 \$12.40	\$0.55 \$0.55	46	\$0.77 \$0.77	65	CAD 18800462	12.40
2012-11-06 2012-11-08	R PARKING - NAN NANAIMO, BC	\$11.00 \$11.00	\$0.49 \$0.49		\$0.69 \$0.69		CAD 18800420	11.00
2012-11-07 2012-11-08	AIR CANADA 0142114070744 WINNIPEG, MB	(\$1,637.47) (\$1,637.47)	(\$73.03) (\$73.03)		\$0.00 \$0.00		CAD 18800420	(1,637.47)
2012-11-07 2012-11-09	GRAFTON STREET PUB AND GR CAMBRIDGE, MA	\$50.88 \$50.88	\$0.00 \$0.00		\$0.00 \$0.00		USD 18800462	49.68
2012-11-07 2012-11-09	BOSTON TAXI LONG ISLAND C, NY	\$43.94 \$43.94	\$0.00 \$0.00		\$0.00 \$0.00		USD 18800420	42.90
2012-11-07 2012-11-09	DELTA SUNSHINE TAXI/TSAW. SURREY, BC	\$20.00 \$20.00	\$0.89 \$0.89		\$1.25 \$1.25		CAD 18800420	20.00
2012-11-07 2012-11-09	R PARKING - NAN NANAIMO, BC	\$48.00 \$48.00	\$2.14 \$2.14		\$3.00 \$3.00		CAD 18800420	48.00
2012-11-08 2012-11-12	GRAFTON STREET PUB AND GR CAMBRIDGE, MA	\$14.32 \$14.32	\$0.00 \$0.00		\$0.00 \$0.00		USD 18800462	13.92
2012-11-09 2012-11-12	GRAFTON STREET PUB AND GR CAMBRIDGE, MA	\$43.20 \$43.20	\$0.00 \$0.00		\$0.00 \$0.00		USD 18800462	42.00
2012-11-10 2012-11-12	INN AT HARVARD CAMBRIDGE, MA	\$293.16 \$293.16	\$0.00 \$0.00		\$0.00 \$0.00		USD 18800420	284.98
2012-11-19 2012-11-20	ROBBINS 351 - 11/15/12 VICTORIA, BC	\$6.00 \$6.00	\$0.27 \$0.27		\$0.37 \$0.37		CAD 18800420	6.00

Trans Date Posting Date	Merchant Name City, State/Prov.	Transaction Total ----- Allocation Amounts	National	Regional	Source Currency	Currency Amount
					Accounting Code	Allocation Comment
2012-11-20 2012-11-21	HARBOUR AIR/NILSON R HARBOUR, BC	\$243.28 / \$243.28	\$10.86	\$15.21	CAD 18800420	243.28
2012-11-20 2012-11-23	R PARKING - NAN NANAIMO, BC	\$11.00 / \$11.00	\$0.49	\$0.69	CAD 18800420	11.00
2012-11-21 2012-11-23	MID ISLAND - BROOKS LANDI NANAIMO, BC	\$60.65 / \$60.65	\$2.71 / \$2.71	\$3.79 / \$3.79	CAD 18800506	60.65
2012-11-21 2012-11-23	BUDGET RENT-A-CAR CORP VICTORIA, BC	\$114.28 / \$114.28	\$5.10 / \$5.10	\$7.14 / \$7.14	CAD 18800420	114.28
2012-11-23 2012-11-26	CAFE BAKERY MON PETIT CHO NANAIMO, BC	\$14.76 / \$14.76	\$0.66 / \$0.66	\$0.92 / \$0.92	CAD 18800462	14.76
2012-11-23 2012-11-26	R PARKING - NAN NANAIMO, BC	\$2.00 / \$2.00	\$0.09	\$0.12	CAD 18800420	2.00

Activity Totals
\$1,873.33

Purchases
\$1,873.33

Payments
\$0.00

National Taxes
\$63.74

Regional Taxes
\$89.23

Cardholder Name:

Ralph Nilson

Signature:

Ralph Nilson

Supervisor Name:

Mike Brown

Signature:

Mike Brown

MARCH 2013



Cardholder Activity

Name: RALPH A NILSON Account Number: **2056 Cycle End Date: Open

Trans Date Posting Date	Merchant Name City, State/Prov.	Transaction Total		National		Regional		Source Currency	Currency Amount
		Allocation Amounts	Allocation Amounts	Allocation Amounts	Allocation Amounts	Accounting Code	Allocation Comment		
2013-02-27 2013-02-28	HARBOUR AIR LTD HARBOUR, BC	✓ \$175.58	\$175.58	✓ \$7.84	\$7.84	✓ \$10.97	\$10.97	CAD 18800420 ✓	175.58
2013-02-27 2013-03-01	R PARKING - NAN NANAIMO, BC	✓ \$7.50	\$7.50	\$0.33	\$0.33	\$0.47	\$0.47	CAD 18800420 ✓	7.50
2013-03-01 2013-03-04	R PARKING - NAN NANAIMO, BC	✓ \$16.00	\$16.00	\$0.71	\$0.71	\$1.00	\$1.00	CAD 18800420 ✓	16.00
2013-03-02 2013-03-04	PRINCE GEORGE AIRPOQPS PRINCE GEORGE, BC	✓ \$5.75	\$5.75	\$0.26	\$0.26	\$0.36	\$0.36	CAD 18800400 ✓	5.75
2013-03-03 2013-03-05	MID ISLAND @ WOODGROVE NANAIMO, BC	✓ \$61.44	\$61.44	\$2.74 2.93	\$2.74	\$3.84 2	\$3.84	CAD 18800506 -	61.44
2013-03-04 2013-03-06	JINGLE POT PUB NANAIMO, BC	✓ \$72.16	\$72.16	\$3.22 2.77	\$3.22	\$4.51 3.59	\$4.51	CAD 18800461 -	72.16
2013-03-06 2013-03-07	HARBOUR AIR LTD HARBOUR, BC	✓ \$82.95	\$82.95	\$3.70	\$3.70	\$5.18	\$5.18	CAD 18800420 ✓	82.95
2013-03-06 2013-03-07	RICHMOND TAXI #22 RICHMOND, BC	✓ \$55.00	\$55.00	\$2.46	\$2.46	\$3.44	\$3.44	CAD 18800420 ✓	55.00
2013-03-06 2013-03-08	R PARKING - NAN NANAIMO, BC	✓ \$7.50	\$7.50	\$0.33	\$0.33	\$0.47	\$0.47	CAD 18800420	7.50

Trans Date Posting Date	Merchant Name City, State/Prov.	Transaction Total	National Allocation Amounts	Regional Allocation Amounts	Source Currency Accounting Code	Currency Amount Allocation Comment
2013-03-07	BCF-ALBERNI, QUEEN OF VICTORIA, BC	\$12.52	\$0.56	\$0.78	CAD	12.52
2013-03-08		\$12.52	\$0.56	\$0.78	18800461	
2013-03-08	CAFFE FANTASTICO - PAR VICTORIA, BC	\$13.96	\$0.62	\$0.87	CAD	13.96
2013-03-11		\$13.96	\$0.62	\$0.87	18800461	
2013-03-08	CAFFE FANTASTICO - PAR VICTORIA, BC	\$2.25	\$0.10	\$0.14	CAD	2.25
2013-03-11		\$2.25	\$0.10	\$0.14	18800461	
2013-03-10	PENINSULA CO-OP QPE VICTORIA, BC	\$75.77	\$3.38	\$4.74	CAD	75.77
2013-03-11		\$75.77	\$3.38	\$4.74	18800506	
2013-03-11	BEEFEATER'S CHOPHOUSE NANAIMO, BC	\$189.64	\$8.47	\$11.85	CAD	189.64
2013-03-12		\$189.64	\$8.47	\$11.85	18800461	
2013-03-13	A.C. TAXI NANAIMO, BC	\$65.80	\$2.94	\$4.11	CAD	65.80
2013-03-14		\$65.80	\$2.94	\$4.11	18800420	
2013-03-13	HARBOUR AIR LTD BOUR, BC	226.43	10.12	14.15	CAD	226.43
2013-03-14		226.43	10.12	14.15	18800420	
2013-03-14	AIR CANADA 0140851226480 AIRCANADA.COM, MB	\$308.00	\$13.74	\$0.00	CAD	308.00
2013-03-18		\$308.00	\$13.74	\$0.00	18800420	
2013-03-14	HANWHA HOTELS AND RESORTS SEOUL,	\$856.44	\$0.00	\$0.00	KRW	907,500.00
2013-03-22		\$856.44	\$0.00	\$0.00	18800420	
2013-03-16	LITTLE SEOUL, 4865127	\$89.16	\$0.00	\$0.00	KRW	94,000.00
2013-03-18		\$89.16	\$0.00	\$0.00	18800420	

Trans Date Posting Date	Merchant Name City, State/Prov.	Transaction Total Allocation Amounts	National	Regional	Source Currency Accounting Code	Currency Amount Allocation Comment
2013-03-16 2013-03-19	NICE*TICKET 222852 02-2187-2700,	✓ 37.86 37.86	\$0.00 \$0.00	\$0.00 \$0.00	KRW 18800420	37.86
2013-03-17 2013-03-22	HANWHA HOTELS AND RESORTS SEOUL,	✓ \$185.44 \$185.44	\$0.00 \$0.00	\$0.00 \$0.00	KRW 18800420	196,500.00 ✓
2013-03-18 2013-03-20	SY INTL HOTEL LTD. SHENYANG,	\$284.28 \$284.28	\$0.00 \$0.00	\$0.00 \$0.00	CAD 18800420	284.28
2013-03-19 2013-03-20	HUA TING HOTEL&TOWERS SHANGHAI,	121.29 121.29	\$0.00 0.00	\$0.00 \$0.00	CNY 18800420 18810420	121.29
2013-03-19 2013-03-20	HUA TING HOTEL&TOWERS SHANGHAI,	\$3.73 \$3.73	\$0.00 \$0.00	\$0.00 \$0.00	CNY 18800420	22.00
2013-03-19 2013-03-21	EMERALD TAXI LTD. PRINCE GEORGE, BC	✓ \$35.00 \$35.00	\$1.56 \$1.56	\$2.19 \$2.19	CAD 18800420	35.00
2013-03-20 2013-03-21	SHANDONGAOQINGZ HIYEOUXIA QINGDAO,	70.56 70.56	\$0.00 \$0.00	\$0.00 \$0.00	CAD 18800420 18810420	70.56
2013-03-21 2013-03-22	YANTAI GOLDEN BAY HOTEL YANTAI,	107.16 \$107.16	\$0.00 \$0.00	\$0.00 \$0.00	CNY 18800420 18810420	107.16

Trans Date Posting Date	Merchant Name City, State/Prov.	Transaction Total	National	Regional	Source Currency	Currency Amount
		←----- Allocation Amounts	-----→	Accounting Code		Allocation Comment
2013-03-24 2013-03-25	JIAN GUO FAN DIAN BEIJING,	676.59	\$0.00	\$0.00	CNY	676.59
		\$676.59	\$0.00	\$0.00	18800420	
			\$0.00	\$0.00	18810420	

Activity Totals
3845.32

Purchases
3845.32

Payments
\$0.00

National Taxes

Regional Taxes

Cardholder Name:

Ralph Nilson

Signature:


Ralph Nilson

Supervisor Name:

[Signature]

Signature:

* receipts missing (2)





Returned
Jan 8/13

Dec 2012

Cardholder Activity

Name: RALPH A NILSON Account Number: **2056 Cycle End Date: 2012-12-27

Trans Date Posting Date	Merchant Name City, State/Prov.	Transaction Total		National	Regional	Source Currency	Currency Amount
		Allocation Amounts	Allocation Amounts			Accounting Code	Allocation Comment
2012-11-26 2012-11-28	WHITE SPOT 122 NANAIMO, BC	\$31.61 ✓ \$31.61	\$1.41 \$1.41	\$1.98 \$1.98	CAD 18800461 ✓		31.61
2012-11-27 2012-11-28	OLD CITY STATION PUB NANAIMO, BC	\$23.58 - \$23.58	\$1.05 \$1.05	\$1.47 \$1.47	CAD 18800461 ✓		23.58
2012-11-27 2012-11-29	AIR CANADA 0142114966087 AIRCANADA.COM, MB	\$1,835.68 - \$1,835.68	\$81.87 82 nd \$81.87	\$0.00 1342 \$0.00	CAD 18800420 ✓		1,835.68
2012-11-28 2012-11-30	CACTUS CLUB NANAIMO NANAIMO, BC	\$253.41 - \$253.41	\$11.31 \$11.31	\$15.84 \$15.84	CAD 18800461 ✓		253.41
2012-11-29 2012-11-30	HARBOUR AIR LTD HARBOUR, BC	\$213.28 - \$213.28	\$9.52 \$9.52	\$13.33 \$13.33	CAD 18800420 ✓		213.28
2012-11-29 2012-12-03	R PARKING - NAN NANAIMO, BC	\$22.00 - \$22.00	\$0.98 \$0.98	\$1.38 \$1.38	CAD 18800420		22.00
2012-11-30 2012-12-03	HARBOURVIEW AUTOHAUS NANAIMO, BC	\$985.24 - \$985.24	\$43.98 \$43.98	\$61.58 \$61.58	CAD 18800505 ✓		985.24
2012-11-30 2012-12-03	ROBBINS 351 - 11/27/12 VICTORIA, BC	\$6.00 - \$6.00	\$0.27 \$0.27	\$0.37 \$0.37	CAD 18800420 ✓		6.00
2012-11-30 2012-12-03	VANCOUVER ISLAND CONFE NANAIMO, BC	\$70.00 - \$70.00	\$3.13 \$3.13	\$4.38 \$4.38	CAD 18800461 ✓		70.00

Trans Date Posting Date	Merchant Name City, State/Prov.	Transaction Total	Allocation Amounts		Source Currency Accounting Code	Currency Amount Allocation Comment
			National	Regional		
2012-11-30 2012-12-03	COAST BASTION INN NANAIMO, BC	\$47.01 \$47.01	\$2.10 \$2.10	\$2.94 \$2.94	CAD 18800461	47.01
2012-11-30 2012-12-03	R PARKING - NAN NANAIMO, BC	\$5.00 \$5.00	\$0.22 \$0.22	\$0.31 \$0.31	CAD 18800420	5.00
2012-12-01 2012-12-03	FAIRMONT WATERFRONT VANCOUVER, BC	\$276.62 \$276.62	\$12.35 \$12.35	\$17.29 \$17.29	CAD 18800420	276.62
2012-12-02 2012-12-04	R PARKING - NAN NANAIMO, BC	\$24.00 \$24.00	\$1.07 \$1.07	\$1.50 \$1.50	CAD 18800420	24.00
2012-12-03 2012-12-04	CONFUSION CORNER BAR & GR WINNIPEG, MB	\$18.12 \$18.12	\$0.81 \$0.81	\$0.00 \$0.00	CAD 18800461	18.12
2012-12-03 2012-12-05	INN AT THE FORKS WINNIPEG, MB	\$77.94 \$77.94	\$3.48 \$3.48	\$0.00 \$0.00	CAD 18800461	77.94
2012-12-04 2012-12-05	HARBOURVIEW AUTOHAUS NANAIMO, BC	\$985.24 \$985.24	\$43.98 \$43.98	\$61.58 \$61.58	CAD 18800420	985.24
2012-12-04 2012-12-05	ROBBINS PARKING/INTERN VICTORIA, BC	\$30.00 \$30.00	\$1.34 \$1.34	\$1.87 \$1.87	CAD 18800420	30.00
2012-12-04 2012-12-05	WESTWOOD TENNIS CLUB NANAIMO, BC	\$235.74 \$235.74	\$10.52 \$10.52	\$14.73 \$14.73	CAD 18800461	235.74
2012-12-04 2012-12-06	INN AT THE FORKS WINNIPEG, MB	\$365.84 \$365.84	\$16.32 \$16.32	\$0.00 \$0.00	CAD 18800420	365.84
2012-12-05 2012-12-06	HARBOURVIEW AUTOHAUS NANAIMO, BC	(\$985.24) (\$985.24)	(\$43.98) (\$43.98)	(\$61.58) (\$61.58)	CAD 18800420	(985.24)

Trans Date Posting Date	Merchant Name City, State/Prov.	Transaction Total Allocation Amounts	National	Regional	Source Currency Accounting Code	Currency Amount Allocation Comment
2012-12-05 2012-12-06	HARBOUR AIR/NILSON R HARBOUR, BC	\$217.76 \$217.76	\$9.72	\$13.61	CAD 18800420	217.76
2012-12-05 2012-12-07	R PARKING - NAN NANAIMO, BC	\$11.00 \$11.00	\$0.49	\$0.69	CAD 18800420	11.00
2012-12-06 2012-12-07	JOEY BENTALL ONE VANCOUVER, BC	\$86.94 \$86.94	\$3.88	\$5.43	CAD 18800461	86.94
2012-12-10 2012-12-12	MID ISLAND - BROOKS LANDI NANAIMO, BC	\$65.65 \$65.65	\$2.93 \$2.93	\$4.10 \$4.10	CAD 18800506	65.65
2012-12-11 2012-12-13	CASK & KEG - NANAIMO NANAIMO, BC	\$262.98 \$262.98	\$11.74	\$16.44	CAD 18800461	262.98
2012-12-11 2012-12-13	CASK & KEG - NANAIMO NANAIMO, BC	\$12.85 \$12.85	\$0.57	\$0.80	CAD 18800461	12.85
2012-12-12 2012-12-14	R PARKING - NAN NANAIMO, BC	\$3.00 \$3.00	\$0.13	\$0.19	CAD 18800420	3.00
2012-12-13 2012-12-14	ROBBINS 351 - 12/11/12 VICTORIA, BC	\$4.00 \$4.00	\$0.18	\$0.25	CAD 18800420	4.00
2012-12-13 2012-12-17	WESTWOOD TENNIS CLUB NANAIMO, BC	\$2,086.38 \$2,086.38	\$93.14 \$93.14	\$130.40 \$130.40	CAD 18800461	2,086.38

114.95

Trans Date Posting Date	Merchant Name City, State/Prov.	Transaction Total Allocation Amounts	National	Regional	Source Currency Accounting Code	Currency Amount Allocation Comment
2012-12-15	CAFE BAKERY MON	\$9.22	\$0.41	\$0.58	CAD	9.22
2012-12-17	PETIT CHO NANAIMO, BC	\$9.22	\$0.41	\$0.58	18800461	
2012-12-17	ESSO 458 WAKESIAH	\$65.47	\$2.92	\$4.09	CAD	65.47
2012-12-19	AVENUE NANAIMO, BC	\$65.47	\$2.92 3.12	\$4.09	18800506	
2012-12-20	VANCOUVER ISLAND	\$25.96	\$1.16	\$1.62	CAD	25.96
2012-12-21	UNIVERSI NANAIMO, BC	\$25.96	\$1.16	\$1.62	18800461	
2012-12-20	THE PORT THEATRE	\$150.00	\$6.70	\$9.38	CAD	150.00
2012-12-21	NANAIMO, BC	\$150.00	\$6.70	\$9.38	18035494	
2012-12-20	BCF-HEADOFFICE121	\$17.50	\$0.78	\$1.09	CAD	17.50
2012-12-21	219 VICTORIA, BC	\$17.50	\$0.78	\$1.09	18800420	
2012-12-20	CDN TIRE STORE	\$83.99	\$3.75	\$5.25	CAD	83.99
2012-12-24	#00433 CHILLIWACK, BC	\$83.99	\$3.75	\$5.25	18800505	
2012-12-21	PETROCAN-1125	\$5.59	\$0.25	\$0.35	CAD	5.59
2012-12-24	ROGERS WAY KAMLOOPS, BC	\$5.59	\$0.25	\$0.35	18800505	
2012-12-21	PETROCAN-1125	\$50.22	\$2.24	\$3.14	CAD	50.22
2012-12-24	ROGERS WAY KAMLOOPS, BC	\$50.22	\$2.24 2.39	\$3.14	18800506	
2012-12-21	BCF-NANAIMO121220	\$79.25	\$3.54	\$4.95	CAD	79.25
2012-12-24	VICTORIA, BC	\$79.25	\$3.54	\$4.95	18800420	

Trans Date Posting Date	Merchant Name City, State/Prov.	Transaction Total	Allocation Amounts		Source Currency Accounting Code	Currency Amount Allocation Comment
			←	→		
2012-12-22	SHELL 325 GREGG AVE	\$40.05	\$1.91 ✓	\$0.00 ✓	CAD	40.05
2012-12-26	HINTON, AB	\$40.05	\$1.91	\$0.00	18800506 ✓	
2012-12-24	ITALIAN BAKERY	\$37.67	\$1.79	\$0.00	CAD	37.67
2012-12-26	EDMONTON, AB	\$37.67	\$1.79	\$0.00	18800461 ✓	

Activity Totals Purchases Payments National Taxes Regional Taxes
 7836.55 7836.55 \$0.00


Cardholder Name: Ralph Wilson

Signature: *Ralph Wilson*

Supervisor Name: ~~Ralph Wilson~~

Signature: _____

Mike Brown
MB





FILE COPY

JAN 2013

Cardholder Activity

Name: RALPH A NILSON

Account Number: **2056

Cycle End Date: 2013-01-28

Trans Date Posting Date	Merchant Name City, State/Prov.	Transaction Total ←-----	Allocation Amounts		Regional ----->	Source Currency Accounting Code	Currency Amount Allocation Comment
			National				
2012-12-02 2012-12-28	UNICITY TAXI LTD. WINNIPEG, MB	✓ \$23.00 \$23.00	\$1.03		\$0.00	CAD 18800420 ✓	23.00
2012-12-26 2012-12-31	AIR CANADA 0142115813082 AIRCANADA.COM, MB	✓ \$429.58 \$429.58	\$19.16 \$19.16	8.53	\$0.00 11.94	CAD 18800420 ✓	429.58
2013-01-02 2013-01-04	R PARKING - NAN NANAIMO, BC	\$3.00 \$3.00	\$0.13		\$0.19	CAD 18800420	3.00
2013-01-02 2013-01-07	2 CHEFS AFFAIR NANAIMO, BC	✓ \$57.12 \$57.12	\$2.55		\$3.57	CAD 18800461 ✓	57.12
2013-01-07 2013-01-08	COMMON GROUND PUBLISHING CHAMPAIGN, IL	✓ \$456.26 \$456.26	\$0.00		\$0.00	USD 18800497 ✓	450.00
2013-01-09 2013-01-10	HARBOUR AIR LTD HARBOUR, BC	✓ \$108.88 \$108.88	\$4.86		\$6.81	CAD 18800420	108.88
2013-01-09 2013-01-11	R PARKING - NAN NANAIMO, BC	✓ \$33.00 \$33.00	\$1.47		\$2.06	CAD 18800420	33.00
2013-01-10 2013-01-11	LONDON DRUGS 02 VANCOUVER, BC	✓ \$89.59 \$89.59	\$4.00		\$5.60	CAD 18800400	89.59

Trans Date Posting Date	Merchant Name City, State/Prov.	Transaction Total	National		Regional		Source Currency	Currency Amount
			Allocation Amounts	Allocation Amounts	Allocation Amounts	Allocation Amounts	Accounting Code	Allocation Comment
2013-01-10	MIKO SUSHI JAPANESE REST VANCOUVER, BC	✓ \$31.56	\$1.41	\$1.97	CAD		31.56	
2013-01-11		\$31.56	\$1.41	\$1.97	18800461			
2013-01-11	YELLOW CAB CO LTD VANCOUVER, BC	✓ \$50.00	\$2.23	\$3.13	CAD		50.00	
2013-01-14		\$50.00	\$2.23	\$3.13	18800420			
2013-01-12	FAIRMONT HOTEL VANCOUVER VANCOUVER, BC	\$539.32	\$24.08	\$33.71	CAD		539.32	
2013-01-14		✓ \$539.32	\$24.08	\$33.71	18800420			
2013-01-14	VANCOUVER ISLAND UNIVERSI NANAIMO, BC	\$35.94	\$1.60	\$2.25	CAD		35.94	
2013-01-15		✓ \$35.94	\$1.60	\$2.25	18800462			
2013-01-14	BCF-HSB130111 VICTORIA, BC	\$30.00	\$1.34	\$1.87	CAD		30.00	
2013-01-15		✓ \$30.00	\$1.34	\$1.87	18800420	incl. 2 people		
2013-01-15	MR. MIKES STEAK HOUSE & B DUNCAN, BC	\$106.39	\$4.75	\$6.65	CAD		106.39	
2013-01-16		✓ \$106.39	\$4.75	\$6.65	18800461			
2013-01-15	MID ISLAND - BROOKS LANDI NANAIMO, BC	\$60.41	\$2.70	\$3.78	CAD		60.41	
2013-01-17		✓ \$60.41	\$2.70	\$3.78	18800506			
2013-01-16	AROUND THE WORLD TRAVEL NANAIMO, BC	\$112.00	\$5.00	\$7.00	CAD		112.00	
2013-01-18		✓ \$112.00	\$5.00	\$7.00	18800420			
2013-01-16	AIR CANADA 0142528335389 WINNIPEG, MB	\$12,092.24	\$539.29	\$0.00	CAD		12,092.24	
2013-01-18		✓ \$12,092.24	\$539.29	\$0.00	18800420			
2013-01-16	R PARKING - NAN NANAIMO, BC	\$5.00	\$0.22	\$0.31	CAD		5.00	
2013-01-18		✓ \$5.00	\$0.22	\$0.31	18800420			

RECEIVED
FEB 01 2013
 Uncover Island University
 Purchasing

Trans Date Posting Date	Merchant Name City, State/Prov.	Transaction Total	Allocation Amounts		Source Currency	Currency Amount	Allocation Comment
			National	Regional			
2013-01-18	RBC TRAVEL	\$68.00	\$3.01	\$4.81	CAD	68.00	
2013-01-21	INSURANCE MISSISSAUGA, ON	\$68.00	\$3.01	\$4.81	18800420		
2013-01-19	LONDON DRUGS 36	\$22.39	\$1.00	\$1.40	CAD	22.39	
2013-01-21	NANAIMO, BC	\$22.39	\$1.00	\$1.40	18800400		
2013-01-21	ROBBINS 351 - 01/17/13	\$6.00	\$0.27	\$0.37	CAD	6.00	
2013-01-22	VICTORIA, BC	\$6.00	\$0.27	\$0.37	18800420		
2013-01-21	R PARKING - NAN	\$8.00	\$0.36	\$0.50	CAD	8.00	
2013-01-23	NANAIMO, BC	\$8.00	\$0.36	\$0.50	18800420		
2013-01-23	WESTWOOD TENNIS CLUB	\$485.51	\$21.67	\$30.34	CAD	485.51	
2013-01-23	NANAIMO, BC	\$485.51	\$21.67	\$30.34	18800461		

Activity Totals
14,853.19



Purchases
14853.19

Payments
\$0.00

National Taxes
\$0.00

Regional Taxes

Cardholder Name: Ralph Nyilson
 Supervisor Name: Mike Brown

Signature: 
 Signature: 



FEB 2013

Cardholder Activity

Name: RALPH A NILSON

Account Number: **2056

Cycle End Date: 2013-02-27

Trans Date Posting Date	Merchant Name City, State/Prov.	Transaction Total	National	Regional	Source Currency	Currency Amount
		Allocation Amounts			Accounting Code	Allocation Comment
2013-01-28	ROBBINS 351 - 01/23/13	\$8.00 ✓	\$0.36	\$0.50	CAD	8.00
2013-01-29	VICTORIA, BC	\$8.00	\$0.36	\$0.50	18800420 ✓	
2013-01-29	ROBBINS 351 - 01/28/13	\$12.00 ✓	\$0.54	\$0.75	CAD	12.00
2013-01-30	VICTORIA, BC	\$12.00	\$0.54	\$0.75	18800420 ✓	
2013-01-29	COAST BASTION INN	\$61.44 ✓	\$2.74	\$3.84	CAD	61.44
2013-01-31	NANAIMO, BC	\$61.44	2.74 2.39	3.84 3.34	11006461	
2013-01-31	ROBBINS 351 - 01/29/13	\$12.00 ✓	\$0.54	\$0.75	CAD	12.00
2013-02-01	VICTORIA, BC	\$12.00	\$0.54	\$0.75	18800420 ✓	
2013-01-31	MID ISLAND - BROOKS LANDI	\$65.60 ✓	\$2.93	\$4.10	CAD	65.60
2013-02-04	NANAIMO, BC	\$65.60	2.93 3.12	4.10 0	18800506	
2013-02-01	VANCOUVER ISLAND UNIVERSI	\$87.33 ✓	\$3.90	\$5.46	CAD	87.33
2013-02-04	NANAIMO, BC	\$87.33	3.90 3.39	5.46 4.75	18800460 ✓	
2013-02-01	AIR CANADA 0142117277782	\$723.58 ✓	\$32.27	\$0.00	CAD	723.58
2013-02-05	AIRCANADA.COM, MB	\$723.58	32.27 4.36	0.00 20.10	18800420 ✓	
2013-02-03	THE BAY #1118	\$235.20 ✓	\$10.50	\$14.70	CAD	235.20
2013-02-04	NANAIMO, BC	\$235.20	\$10.50 ✓	\$14.70 ✓	18800 400	
2013-02-04	A.C. TAXI	\$60.00 ✓	\$2.68	\$3.75	CAD	60.00
2013-02-05	NANAIMO, BC	\$60.00	2.68 2.50	3.75 3.30	18800420 ✓	

Trans Date Posting Date	Merchant Name City, State/Prov.	Transaction Total	Allocation Amounts		Source Currency Accounting Code	Currency Amount Allocation Comment
			National	Regional		
2013-02-04 2013-02-05	BC BUSINESS MAGAZINE BURNABY, BC	\$29.06 ✓ \$29.06	\$1.30 \$1.30	\$1.82 \$1.82	CAD 18800495 ✓	29.06
2013-02-04 2013-02-06	EMPIRE GRILL OTTAWA, ON	\$266.04 ✓ \$266.04	\$11.77 ✓ \$11.77	\$18.83 ✓ \$18.83	CAD 18800461 ✓	266.04
2013-02-04 2013-02-06	OTTAWA TAXI NEPEAN, ON	\$41.50 ✓ \$41.50	\$1.84 \$1.84	\$2.94 \$2.94	CAD 18800420 ✓	41.50
2013-02-05 2013-02-06	TAXITAB OTTAWA, ON	\$10.00 ✓ \$10.00	\$0.44 \$0.44	\$0.71 \$0.71	CAD 18800420 ✓	10.00
2013-02-05 2013-02-06	*FINANCE CHARGE* CASH ADV ANCE FEE,	\$5.04 ✓ \$5.04	\$0.00 \$0.00	\$0.00 \$0.00	CAD 18800420	5.04
2013-02-05 2013-02-06	RBC ROYAL BANK/OTT ON-SPA OTTAWA, ON	\$201.50 ✓ \$201.50	\$0.00 \$0.00	\$0.00 \$0.00	CAD 18800420	201.50
2013-02-07 2013-02-08	FAIRMONT CHATEAU LAUTIER OTTAWA, ON	\$28.96 ✓ \$28.96	\$1.28 \$1.28	\$2.05 \$2.05	CAD 18800420 ✓	28.96
2013-02-07 2013-02-08	CHATEAU LAURIER OTTAWA, ON	\$675.74 ✓ \$675.74	\$29.90 \$29.90	\$47.84 ✓ \$47.84	CAD 18800420 ✓	675.74
2013-02-08 2013-02-11	OLD COMMERCIAL ROOM HAMBURG,	\$83.47 ✓ \$83.47	\$0.00 \$0.00	\$0.00 \$0.00	EUR 18800461 ✓	60.60
2013-02-09 2013-02-11	INCONTRO MAINZ,	\$145.86 ✓ \$145.86	\$0.00 \$0.00	\$0.00 \$0.00	EUR 18800461 ✓	105.90
2013-02-10 2013-02-11	SHERATON FRANKFURT FRANKFURT AM,	\$289.02 ✓ \$289.02	\$0.00 \$0.00	\$0.00 \$0.00	CAD 18800420 ✓	289.02




Trans Date Posting Date	Merchant Name City, State/Prov.	Transaction Total Allocation Amounts	National	Regional	Source Currency Accounting Code	Currency Amount Allocation Comment
2013-02-10	*FINANCE CHARGE* CASH ADV ANCE FEE,	\$2.00 ✓	\$0.00	\$0.00	CAD	2.00
2013-02-11		\$2.00	\$0.00	\$0.00	18800420 ✓	
2013-02-10	8728826/VOLODYMIR SKA, 46 KYIV,	\$25.38 ✓	\$0.00	\$0.00	UAH	200.00
2013-02-11		\$25.38	\$0.00	\$0.00	18800420	
2013-02-10	*FINANCE CHARGE* CASH ADV ANCE FEE,	\$2.00 ✓	\$0.00	\$0.00	CAD	2.00
2013-02-11		\$2.00	\$0.00	\$0.00	18800420 ✓	
2013-02-10	8728826/VOLODYMIR SKA, 46 KYIV,	\$25.38 ✓	\$0.00	\$0.00	UAH	200.00
2013-02-11		\$25.38	\$0.00	\$0.00	18800420	
2013-02-12	RESTAURANT COSMOPOLITE KYIV,	\$50.48 ✓	\$0.00	\$0.00	UAH	398.00
2013-02-14		\$50.48	\$0.00	\$0.00	18800420 ✓	
2013-02-15	UNITED CABS LTD SASKATOON, SK	\$22.00 ✓	\$1.00	\$0.00	CAD	22.00
2013-02-18		\$22.00	\$1.00	\$0.00	18800420 ✓	
2013-02-15	COMFORT CABS LTD SASKATOON, SK	\$22.00 ✓	\$1.00	\$0.00	CAD	22.00
2013-02-18		\$22.00	\$1.00	\$0.00	18800420 ✓	
2013-02-16	UNITED CABS LTD SASKATOON, SK	\$35.00 ✓	\$1.59	\$0.00	CAD	35.00
2013-02-18		\$35.00	\$1.59	\$0.00	18800420 ✓	
2013-02-16	SASKATCHEWAN TRANSPORTATI REGINA, SK	\$40.01 ✓	\$1.82	\$0.00	CAD	40.01
2013-02-18		\$40.01	\$1.82	\$0.00	18800420 ✓	

Trans Date Posting Date	Merchant Name City, State/Prov.	Transaction Total	Allocation Amounts		Source Currency Accounting Code	Currency Amount Allocation Comment
			←-----	-----→		
2013-02-17 2013-02-18	THE JAMES HOTEL SASKATOON, SK	\$598.98 ✓ \$598.98	\$27.22 \$27.22 30.53	\$0.00	CAD 18800420	598.98
2013-02-18 2013-02-25	CO OP TAXI LINES LTD REGINA, SK	\$12.00 ✓ \$12.00	\$0.55 \$0.55	\$0.00	CAD 18800420	12.00
2013-02-20 2013-02-21	EMPIRE COLLISION SOUTH EDMONTON, AB	(\$300.00) ✓ (\$300.00)	(\$14.29) (\$14.29) 0	\$0.00	CAD 18800505	(300.00)
2013-02-20 2013-02-21	EMPIRE COLLISION SOUTH EDMONTON, AB	\$691.49 ✓ \$691.49	\$32.93 \$32.93 391.49	\$0.00	CAD 18800505	691.49
2013-02-21 2013-02-22	LADYSMITH CHAMBER OF COMM LADYSMITH, BC	\$25.00 ✓ \$25.00	\$1.12 \$1.12	\$1.56	CAD 18800461	25.00
2013-02-22 2013-02-25	AROUND THE WORLD TRAVEL NANAIMO, BC	\$112.00 ✓ \$112.00	\$5.00 \$5.00	\$7.00	CAD 18800420	112.00
2013-02-22 2013-02-25	L HANSENS FORWARDING LTD CALGARY, AB	\$555.36 ✓ \$555.36	\$26.45 \$26.45 24.79	\$0.00 \$0.00 34.71	CAD 18800420 505	555.36
2013-02-22 2013-02-25	AIR CANADA 0143235777717 WINNIPEG, MB	\$4,510.54 ✓ \$4,510.54	\$201.16 \$201.16 0	\$0.00	CAD 18800420	4,510.54
2013-02-22 2013-02-26	CHINA SOUTH 7843235777719 GUANG ZHOU,	\$855.38 ✓ \$855.38	\$0.00 \$0.00	\$0.00	CAD 18800420	855.38


Trans Date Posting Date	Merchant Name City, State/Prov.	Transaction Total	Allocation Amounts		Source Currency Accounting Code	Currency Amount Allocation Comment
			National	Regional		
2013-02-22	CHINA EASTE 7813235777720	\$248.26 ✓	\$11.08	\$15.52	CAD	248.26
2013-02-26	VANCOUVER, BC	\$248.26	\$11.08	\$15.52	18800420 -	
2013-02-26	VANCOUVER ISLAND UNIVERSI	\$4.49	\$0.20	\$0.28	CAD	4.49
2013-02-27	NANAIMO, BC	\$4.49	\$0.20	\$0.28	18800400	
2013-02-26	RBC TRAVEL INSURANCE	\$81.00 ✓	\$3.58	\$5.73	CAD	81.00
2013-02-27	MISSISSAUGA, ON	\$81.00	\$3.58	\$5.73	18800420 -	

Activity Totals Purchases Payments National Taxes Regional Taxes
 10,660.90 10,660.90 \$0.00

Cardholder Name: Ralph Nilson

Signature: 

Supervisor Name: Mike Brown

Signature: 



MARCH 2013

Cardholder Activity

Name: RALPH A NILSON

Account Number: **2056

Cycle End Date: Open

Trans Date Posting Date	Merchant Name City, State/Prov.	Transaction Total ←-----	Allocation Amounts		Regional ----->	Source Currency Accounting Code	Currency Amount Allocation Comment
			National				
2013-02-27 2013-02-28	HARBOUR AIR LTD HARBOUR, BC	✓ \$175.58 \$175.58	\$7.84 \$7.84		\$10.97 \$10.97	CAD 18800420 ✓	175.58
2013-02-27 2013-03-01	R PARKING - NAN NANAIMO, BC	✓ \$7.50 \$7.50	\$0.33 \$0.33		\$0.47 \$0.47	CAD 18800420 ✓	7.50
2013-03-01 2013-03-04	R PARKING - NAN NANAIMO, BC	✓ \$16.00 \$16.00	\$0.71 \$0.71		\$1.00 \$1.00	CAD 18800420 ✓	16.00
2013-03-02 2013-03-04	PRINCE GEORGE AIRPOQPS PRINCE GEORGE, BC	✓ \$5.75 \$5.75	\$0.26 \$0.26		\$0.36 \$0.36	CAD 18800460 ✓	5.75
2013-03-03 2013-03-05	MID ISLAND @ WOODGROVE NANAIMO, BC	✓ \$61.44 \$61.44	\$2.74 2.93 \$2.74		\$3.84 \$3.84	CAD 18800506 ✓	61.44
2013-03-04 2013-03-06	JINGLE POT PUB NANAIMO, BC	✓ \$72.16 \$72.16	\$3.22 2.77 \$3.22		\$4.51 3.89 \$4.51	CAD 18800461 ✓	72.16
2013-03-06 2013-03-07	HARBOUR AIR LTD HARBOUR, BC	✓ \$82.95 \$82.95	\$3.70 \$3.70		\$5.18 \$5.18	CAD 18800420 ✓	82.95
2013-03-06 2013-03-07	RICHMOND TAXI #22 RICHMOND, BC	✓ \$55.00 \$55.00	\$2.46 \$2.46		\$3.44 \$3.44	CAD 18800420 ✓	55.00
2013-03-06 2013-03-08	R PARKING - NAN NANAIMO, BC	✓ \$7.50 \$7.50	\$0.33 \$0.33		\$0.47 \$0.47	CAD 18800420	7.50

Trans Date Posting Date	Merchant Name City, State/Prov.	Transaction Total	National		Regional	Source Currency	Currency Amount
			Allocation Amounts		Accounting Code	Allocation Comment	
2013-03-07	BCF-ALBERNI, QUEEN OF VICTORIA, BC	\$12.52	\$0.56	\$0.78	CAD	12.52	
2013-03-08		\$12.52	\$0.56	\$0.78	18800461		
2013-03-08	CAFFE FANTASTICO - PAR VICTORIA, BC	\$13.96	\$0.62	\$0.87	CAD	13.96	
2013-03-11		\$13.96	\$0.62	\$0.87	18800461		
2013-03-08	CAFFE FANTASTICO - PAR VICTORIA, BC	\$2.25	\$0.10	\$0.14	CAD	2.25	
2013-03-11		\$2.25	\$0.10	\$0.14	18800461		
2013-03-10	PENINSULA CO-OP QPE VICTORIA, BC	\$75.77	\$3.38	\$4.74	CAD	75.77	
2013-03-11		\$75.77	\$3.38	\$4.74	18800506		
2013-03-11	BEEFEATER'S CHOPHOUSE NANAIMO, BC	\$189.64	\$8.47	\$11.85	CAD	189.64	
2013-03-12		\$189.64	\$8.47	\$11.85	18800461		
2013-03-13	A.C. TAXI NANAIMO, BC	\$65.80	\$2.94	\$4.11	CAD	65.80	
2013-03-14		\$65.80	\$2.94	\$4.11	18800420		
2013-03-13	HARBOUR AIR LTD BOUR, BC	226.43	10.12	14.15	CAD	226.43	
2013-03-14		226.43	10.12	14.15	18800420		
2013-03-14	AIR CANADA 0140851226480 AIRCANADA.COM, MB	\$308.00	\$13.74	\$0.00	CAD	308.00	
2013-03-18		\$308.00	\$13.74	\$0.00	18800420		
2013-03-14	HANWHA HOTELS AND RESORTS SEOUL,	\$856.44	\$0.00	\$0.00	KRW	907,500.00	
2013-03-22		\$856.44	\$0.00	\$0.00	18800420		
2013-03-16	LITTLE SEOUL, 4865127	\$89.16	\$0.00	\$0.00	KRW	94,000.00	
2013-03-18		\$89.16	\$0.00	\$0.00	18800420		

Trans Date Posting Date	Merchant Name City, State/Prov.	Transaction Total ←-----	National Allocation Amounts	Regional ----->	Source Currency Accounting Code	Currency Amount Allocation Comment
2013-03-16	NICE*TICKET 222852	✓ 37.86	\$0.00	\$0.00	KRW	37.86
2013-03-19	02-2187-2700,	37.86	\$0.00	\$0.00	18800420	
2013-03-17	HANWHA HOTELS AND RESORTS	✓ \$185.44	\$0.00	\$0.00	KRW	196,500.00 ✓
2013-03-22	SEOUL,	\$185.44	\$0.00	\$0.00	18800420	
2013-03-18	SY INTL HOTEL LTD.	\$284.28	\$0.00	\$0.00	CAD	284.28
2013-03-20	SHENYANG,	\$284.28	\$0.00	\$0.00	18800420	
2013-03-19	HUA TING HOTEL&TOWERS	121.29	\$0.00	\$0.00	CNY	121.29
2013-03-20	SHANGHAI,	121.29	\$0.00	\$0.00	18800420 18810420	
2013-03-19	HUA TING HOTEL&TOWERS	\$3.73	\$0.00	\$0.00	CNY	22.00
2013-03-20	SHANGHAI,	\$3.73	\$0.00	\$0.00	18800420	
2013-03-19	EMERALD TAXI LTD.	✓ \$35.00	\$1.56	\$2.19	CAD	35.00
2013-03-21	PRINCE GEORGE, BC	\$35.00	\$1.56	\$2.19	18800420	
2013-03-20	SHANDONGAOQINGZ HIYEOUXIA	70.56	\$0.00	\$0.00	CAD	70.56
2013-03-21	QINGDAO,	70.56	\$0.00	\$0.00	18800420 18810420	
2013-03-21	YANTAI GOLDEN BAY HOTEL	107.16	\$0.00	\$0.00	CNY	107.16
2013-03-22	YANTAI,	\$107.16	\$0.00	\$0.00	18800420 18810420	

Trans Date Posting Date	Merchant Name City, State/Prov.	Transaction Total	National	Regional	Source Currency	Currency Amount
		Allocation Amounts	Accounting Code		Allocation Comment	
2013-03-24 2013-03-25	JIAN GUO FAN DIAN BEIJING,	676.59	\$0.00	\$0.00	CNY	676.59
		\$676.59	\$0.00 \$0.00	\$0.00 \$0.00	18800420 18810420	

Activity Totals Purchases Payments National Taxes Regional Taxes
 3845.32 3845.32 \$0.00

Cardholder Name: Ralph Wilson
 Supervisor Name: [Signature]

Signature: [Signature]
 Signature: _____

* receipts missing (2)

