

## 13<sup>th</sup> Annual Gas Tax Honesty Day Background Information

### Fact Summary

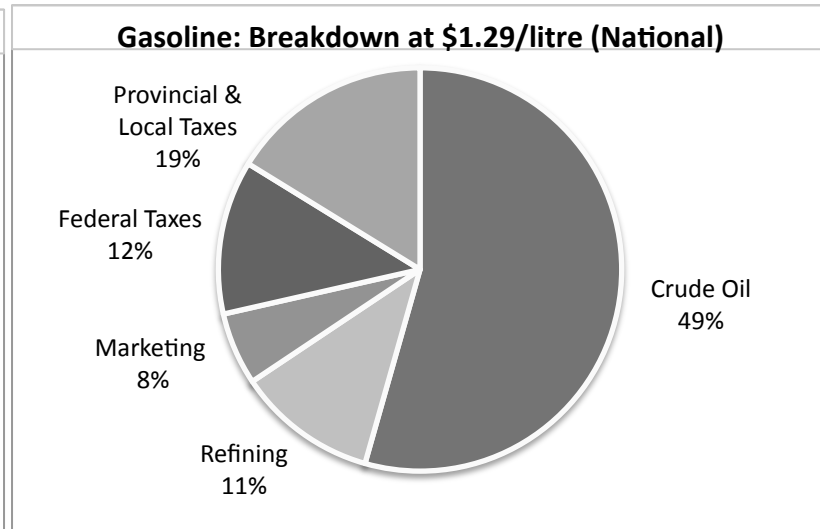
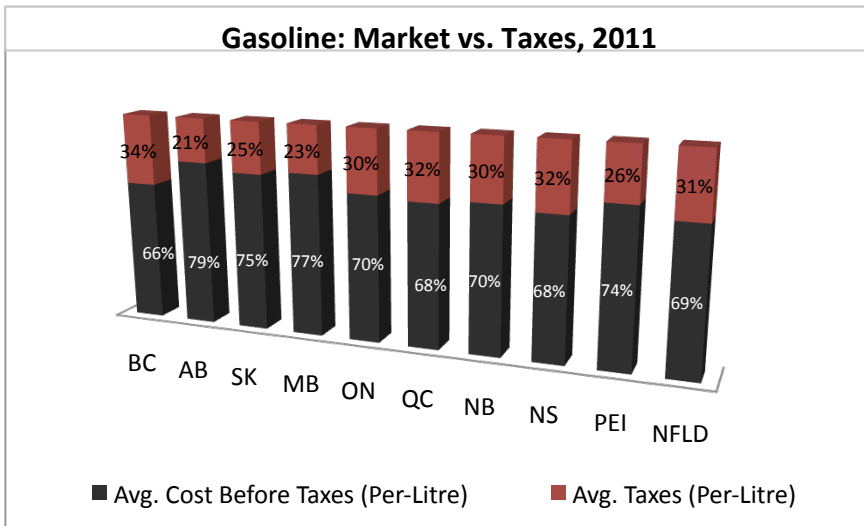
- Federal and provincial tax-on-tax cost Canadians an average 2.4 cents/litre
- The average two car family will pay approximately \$1,100 in gas tax every year
- Taxes make up nearly 30% of the pump price of gasoline
- There is a strong positive correlation between lower pump prices in provinces with lower taxes on gas

### Contents

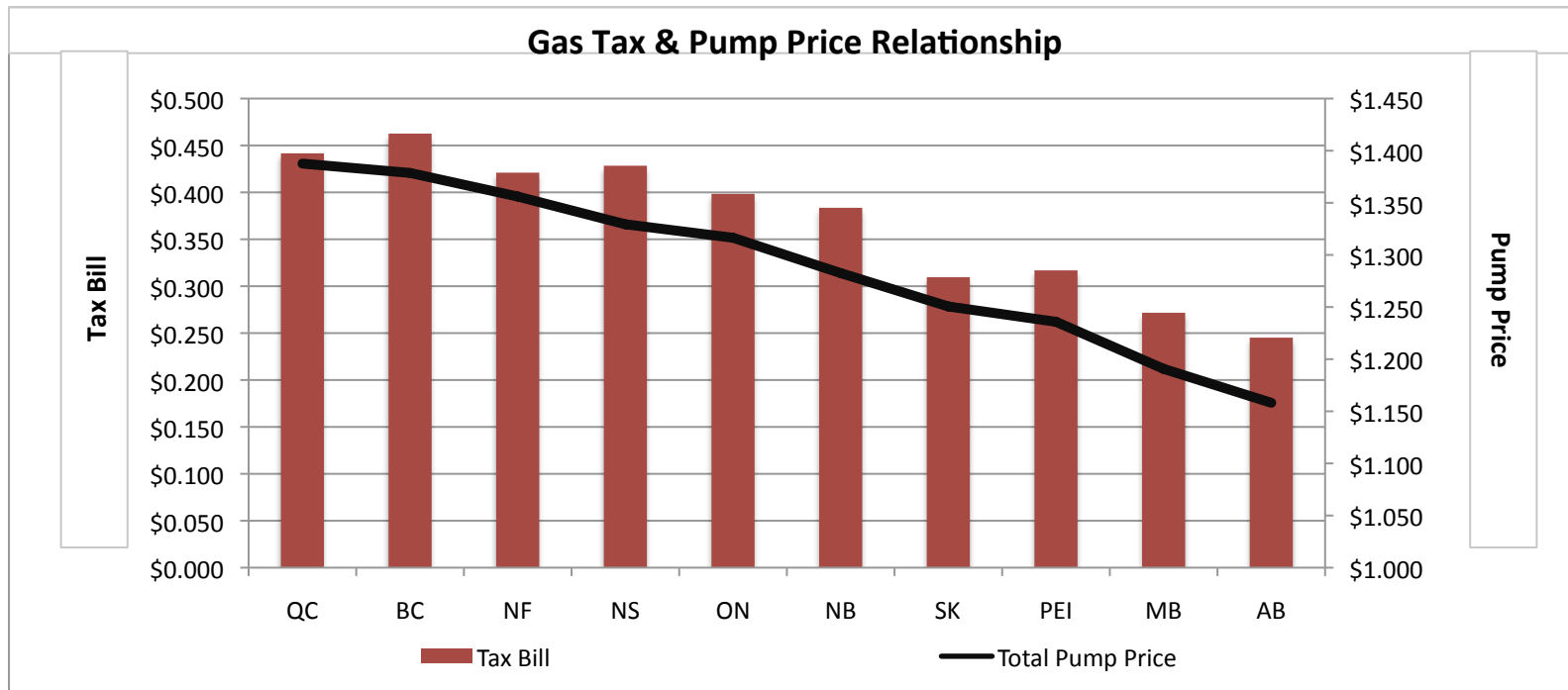
- National and provincial gas tax breakdown: page 1
- Tax and pump price relationship: page 2
- Double and triple taxes: page 3

2011-Gasoline @ April Price Margins	Pre-Tax Market Price	Provincial Taxes					Federal Taxes			Per/Litre Tax Summary				
		Excise (1)	Carbon (2)	Net Additional	HST/QST (3)	HST/QST litre	Excise	HST/GST	HST/GST litre	Gas Taxes	Sales Taxes	Total Tax Bill	Tax Portion	Final Pump Price
British Columbia	\$0.916	\$0.018	\$0.045	\$0.235	-	-	\$0.100	5.0%	\$0.066	\$0.397	\$0.066	\$0.463	33.6%	\$1.379
Alberta	\$0.913	\$0.090	-	-	-	-	\$0.100	5.0%	\$0.055	\$0.190	\$0.055	\$0.245	21.2%	\$1.158
Saskatchewan	\$0.941	\$0.150	-	-	-	-	\$0.100	5.0%	\$0.060	\$0.250	\$0.060	\$0.310	24.8%	\$1.251
Manitoba	\$0.919	\$0.115	-	-	-	-	\$0.100	5.0%	\$0.057	\$0.215	\$0.057	\$0.272	22.8%	\$1.191
Ontario	\$0.918	\$0.147	-	-	8.0%	\$0.093	\$0.100	5.0%	\$0.058	\$0.247	\$0.151	\$0.398	30.3%	\$1.316
Quebec	\$0.946	\$0.172	-	-	8.5%	\$0.109	\$0.100	5.0%	\$0.061	\$0.272	\$0.170	\$0.442	31.8%	\$1.388
New Brunswick	\$0.899	\$0.136	-	-	8.0%	\$0.091	\$0.100	5.0%	\$0.057	\$0.236	\$0.148	\$0.384	29.9%	\$1.283
Nova Scotia	\$0.901	\$0.155	-	-	10.0%	\$0.116	\$0.100	5.0%	\$0.058	\$0.255	\$0.173	\$0.428	32.2%	\$1.329
Prince Edward	\$0.919	\$0.158	-	-	-	-	\$0.100	5.0%	\$0.059	\$0.258	\$0.059	\$0.317	25.6%	\$1.236
Newfoundland &	\$0.935	\$0.165	-	-	8.0%	\$0.096	\$0.100	5.0%	\$0.060	\$0.265	\$0.156	\$0.421	31.0%	\$1.356
Canada	\$0.921	\$0.159	-	-	-	\$0.040	\$0.100	5.0%	\$0.059	\$0.259	\$0.109	\$0.368	28.5%	\$1.289

- (1) For the purposes of the Canadian average, carbon and net additional taxes are included as provincial excise
- (2) Calculated at July 1, 2011 rates
- (3) QST is not an entirely harmonized tax and is applied to the combined market price and GST



Gas Tax & Pump Price	Total Tax Bill	Tax Portion	Tax Rank	Total Pump Price	Pump Price Rank
British Columbia	\$0.463	33.6%	10	\$1.379	9
Quebec	\$0.442	31.8%	9	\$1.388	10
Nova Scotia	\$0.428	32.2%	8	\$1.329	7
Newfoundland & L.	\$0.421	31.0%	7	\$1.356	8
Ontario	\$0.398	30.3%	6	\$1.316	6
New Brunswick	\$0.384	29.9%	5	\$1.283	5
Prince Edward Island	\$0.317	25.6%	4	\$1.236	3
Saskatchewan	\$0.310	24.8%	3	\$1.251	4
Manitoba	\$0.272	22.8%	2	\$1.191	2
Alberta	\$0.245	21.2%	1	\$1.158	1
Canada	\$0.368	28.5%	-	\$1.289	-



<b>Additional Taxes Levied From Tax-on-Tax<sup>(1)</sup></b>	<b>Provincial HST/QST (1) Double/Triple Tax</b>	<b>Federal HST/GST Double Tax</b>	<b>Total Double/Triple Tax</b>
British Columbia	-	\$0.020	\$0.020
Alberta	-	\$0.010	\$0.010
Saskatchewan	-	\$0.013	\$0.013
Manitoba	-	\$0.011	\$0.011
Ontario	\$0.020	\$0.012	\$0.032
Quebec	\$0.028	\$0.014	\$0.042
New Brunswick	\$0.019	\$0.012	\$0.031
Nova Scotia	\$0.026	\$0.013	\$0.038
Prince Edward Island	-	\$0.013	\$0.013
Newfoundland & L.	\$0.021	\$0.013	\$0.034

(1) QST is not an entirely harmonized tax and is applied to the combined market price and GST and is therefore a triple-tax