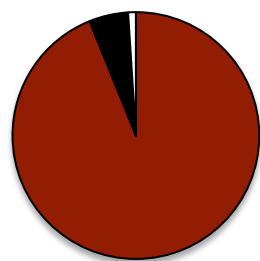


REVENUE



- Donations under \$1,000 94%
- Donations \$1,000 or greater 5%
- Events, Interest & Other 1%

	2012	2011
Donations under \$1,000	\$3,406,973	\$3,196,548
Donations \$1,000 or greater	185,768	143,165
Events/Interest/Other	36,634	61,872
Total Revenue	\$3.6 M	\$3.4M

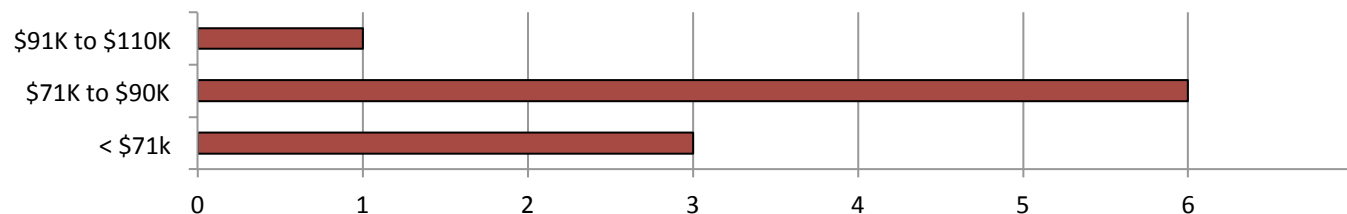
SUPPORTERS (2012) 76,045

DONATIONS < \$1,000 21,373

DONATIONS \$1,000 + 154

A supporter is anyone who voluntarily signs onto a CTF campaign or join appeal. There is no cost associated with being a supporter. Supporters are solicited for financial contributions.

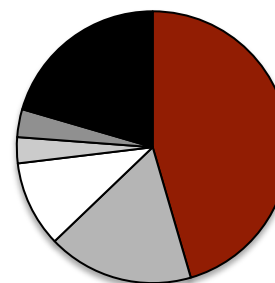
EMPLOYEE COMPENSATION



TOP 10 HIGHEST COMPENSATED POSITIONS

EXPENDITURES

	2012	2011
Publications & Supporter Services	\$1,643,148	\$1,635,504
Development & Events	627,305	494,431
Administration	370,591	329,186
Technology	111,889	90,603
Meetings & Travel	120,091	108,190
Communications	740,291	684,543
Total Expenses	\$3.6 M	\$3.3 M



- Publications & Supporter Services 45%
- Development & Events 17%
- Administration 10%
- Technology 3%
- Meetings & Travel 3%
- Communications & Campaigns 20%

EXCESS REVENUE OVER EXPENDITURE

2012	----->	\$16,059
2011	----->	\$59,128