


**Pages 1 to / à 5
are not relevant
sont non pertinentes**



ASSEMBLY OF MANITOBA CHIEFS SECRETARIAT INC.

2nd Floor-Kensington Building, 275 Portage Avenue • Winnipeg, Manitoba • R3B 2B3 • Telephone: (204) 956-0610 • Fax: (204) 956-2109

July 27, 2011

Aboriginal Affairs and Northern Development Canada
Room 200 - 365 Hargrave Street
Winnipeg, Manitoba R3B 3A3

Attention:
Ms. Audrey Kozak-Dobush
Funding Services Officer

Dear Ms. Kozak-Dobush:

With respect to the audit of the Assembly of Manitoba Chiefs Secretariat Inc. for the year ended March 31, 2011, we are pleased to enclose the following:

1. Audited financial statements
2. Management letter
3. Schedule of Salaries, Honoraria, Travel and Other Remuneration for Elected Officials
4. Schedule of Salaries, Honoraria, Travel and Other Remuneration for Unelected Senior Officials
5. Schedule of Federal Funding

We look forward to receiving the department's comments after you have had the opportunity to review the information.

Yours truly,

Gary Julius, CA
Director of Finance

cc: Irene Linklater, Executive Director

JUL 27 '11 PM 12:34

REVIEW ENGAGEMENT REPORT

To the Board of Directors,
Assembly of Manitoba Chiefs, Secretariat Inc.

We have reviewed the schedules of salaries, honoraria, travel expense and other remuneration of Assembly of Manitoba Chiefs, Secretariat Inc. for the year ended March 31, 2011. Our review was made in accordance with Canadian generally accepted standards for review engagements and accordingly consisted primarily of enquiry, analytical procedures and discussion related to information supplied to us by the company.

A review does not constitute an audit and consequently we do not express an audit opinion on these financial statements.

Based on our review, nothing has come to our attention that causes us to believe that these financial statements are not, in all material respects, in accordance with Canadian generally accepted accounting principles.

The financial schedule for the year ended March 31, 2011 was compiled by us. We have not audited, reviewed or otherwise attempted to verify their accuracy or completeness.

Hatch Wilson

WINNIPEG, MANITOBA
June 28, 2011

CHARTERED ACCOUNTANTS


Assembly of Manitoba Chiefs Secretariat Inc.
Schedule of Salaries, Honorarium, Travel Expenses and Other Remuneration
Elected or Appointed Officials

s.19(1)
s.20(1)(b)

Year ended March 31, 2011

Name	Salary	Other	Total	Travel
Adrian Sinclair	Chief			
Alpheus Brass	Chief			
Andrew Colomb	Chief			
Arlen Dumas	Chief			
Barry Swan	Chief			
Betsy Kennedy	Chief			
Cameron Catcheway	Chief			
Chris Baker	Chief			
Clarence Easter	Chief			
Clifford Bruce	Chief			
Cornell Pashe	Chief			
David Beardy	Chief			
David Crate	Chief			
David Harper	Chief			
David McDougall	Chief			
David Meeches	Chief			
David Traverse	Chief			
Deborah Chief	Chief			
Dennis Cameron	Chief			
Derek Audy	Chief			
Derek Nepinak	Chief			
Dino Flett	Chief			
Donovan Fontaine	Chief			
Duke Beardy	Chief			
Emery Stagg	Chief			
Eric Apetagon	Chief			
Francine Meeches	Chief			
Frank Young	Chief			
Franklin Brown	Chief			
Gerald Anderson	Chief			
Garnet Woodhouse	Chief			
Garrison Settee	Chief			
George Kemp	Chief			
George Neepin	Chief			
Glenn Hudson	Chief			
Gordon Ledoux	Chief			
Harold Crow	Chief			
Harvey Nepinak	Chief			
Hazel Moar	Chief			
Hector Shorting	Chief			
Irvin Sinclair	Chief			
Jack Dysart	Chief			
Jeffrey Napoakesik	Chief			
Jerry Knott	Chief			
Jerry Primrose	Chief			
Jim Moore	Chief			
Jimmy Thorassie	Chief			
Joe Antsanen	Chief			
Joe Dantlouze	Chief			
John Thunder	Chief			

Ken Chalmers	Chief
Larry Barker	Chief
Larry Knott	Chief
Leslie Baker	Chief
Lloyd McKay	Chief
Louisa Constant	Chief
Martin Owens	Chief
Michael Constant	Chief
Michael Joe Flett	Chief
Michael Yellowback	Chief
Morris Swan-Shannacappo	Chief
Murray Clearsky	Chief
Nelson Genialla	Chief
Nelson Houle	Chief
Norman Bone	Chief
Oliver Okemow	Chief
Ovide Mercredi	Chief
Peter Watt	Chief
Phillip Buck	Chief
Ralph Beaulieu	Chief
Roland Hamilton	Chief
Ron Evans	Grand Chief
Roy Bighetty	Chief
Russell Beaulieu	Chief
Russell Lambert	Chief
Sheldon Kent	Chief
Shirley Neepin	Chief
Terry Nelson	Chief
Tony Marsden	Chief
Vincent Tacan	Chief
Wilfred McKay	Chief



s.19(1)
s.20(1)(b)

Assembly of Manitoba Chiefs Secretariat Inc.
Schedule of Salaries, Honoraria, Travel Expenses and Other Remuneration
Unelected Senior Officials

s.19(1)
s.20(1)(b)

Year ended March 31, 2010

Position	Months	Salary	Other	Total	Travel
Coordinator, Conferences	12				
Coordinator, Health	12				
Coordinator, Health	12				
Coordinator, Health	12				
Coordinator, Health	12				
Coordinator, Regional Health Survey	12				
Coordinator, Residential Schools	12				
Coordinator, Treaty Relations	12				
Coordinator, Youth	12				
Director, Communications & External Affairs	12				
Director, Health	12				
Director, Human Resources	12				
Director, Political Staff	12				
Executive Director	12				
Manager, Eagle Urban Transition Centre	12				
Manager, Education	12				
Manager, Finance	12				
Manager, Information Technology	12				
Manager, Maternal Child Health	12				
Manager, Patient Advocacy Unit	12				
Manager, Social Development	12				
Senior Policy Analyst	12				
Senior Policy Analyst	12				
Senior Policy Analyst	28				
Senior Policy Analyst	12				

REVIEW ENGAGEMENT REPORT

To the Board of Directors,
Assembly of Manitoba Chiefs, Secretariat Inc.

We have reviewed the schedule of federal government funding of Assembly of Manitoba Chiefs, Secretariat Inc. for the year ended March 31, 2011. Our review was made in accordance with Canadian generally accepted standards for review engagements and accordingly consisted primarily of enquiry, analytical procedures and discussion related to information supplied to us by the company.

A review does not constitute an audit and consequently we do not express an audit opinion on these financial statements.

Based on our review, nothing has come to our attention that causes us to believe that these financial statements are not, in all material respects, in accordance with Canadian generally accepted accounting principles.

The financial schedule for the year ended March 31, 2011 was compiled by us. We have not audited, reviewed or otherwise attempted to verify their accuracy or completeness.

Hatch Wilson

WINNIPEG, MANITOBA
June 28, 2011

CHARTERED ACCOUNTANTS


Assembly of Manitoba Chiefs Secretariat Inc.

**Schedule of Federal Government Funding
For the Year ended March 31, 2011**

Federally Funded Programs and Services	Federal funding received	Unexpended Federal funding - beginning of year	Adjustments and/or transfers	Total Federal funding available	Federal funding expended
Indian and Northern Affairs					
Policy Engagement	2,592,300	-	-	2,592,300	2,612,298
Consultation and Policy Development - Governance	759,256	-	(4,682)	754,574	790,286
National Resolution Framework	393,000	-	-	393,000	393,000
Treaty Commissions and Discussions	234,260	-	-	234,260	235,298
Parental and Community Engagement Strategy	119,374	-	-	119,374	119,800
New Paths for Education	89,925	-	-	89,925	90,302
Youth Employment Strategy	83,500	-	-	83,500	83,500
Urban Aboriginal Strategy	80,000	-	-	80,000	80,000
Gathering Strength - Social Development	75,000	-	-	75,000	75,000
Community Economic Opportunities Program	20,000	-	-	20,000	20,000
	4,446,615	-	(4,682)	4,441,933	4,499,484
First Nation and Inuit Health	2,917,395	54,418	(21,112)	2,950,701	2,947,220
Heritage Canada	259,534	-	-	259,534	259,271
Status of Women	75,541	-	-	75,541	75,541
Natural Resources Canada	96,600	-	-	96,600	96,600
Human Resources and Skills Development	4,009	-	-	4,009	4,009
Grand Total	7,699,085	54,418	(25,794)	7,727,709	7,781,516



Assembly of Manitoba Chiefs Secretariat Inc.



Audited Financial Statements
March 31, 2011

ASSEMBLY OF MANITOBA CHIEFS SECRETARIAT INC.

FINANCIAL STATEMENTS

MARCH 31, 2011

ASSEMBLY OF MANITOBA CHIEFS SECRETARIAT INC.

INDEX

MARCH 31, 2011

	PAGE
AUDITORS' REPORT	1
STATEMENT OF FINANCIAL POSITION	2
STATEMENT OF CHANGES IN NET ASSETS	3
STATEMENT OF OPERATIONS	4
STATEMENT OF CASH FLOWS	5
NOTES TO FINANCIAL STATEMENTS	6-9
SCHEDULES	
INAC - BASIC ORGANIZATIONAL CAPACITY	10
INAC - PROJECT FUNDING	11-14
- INDIAN RESIDENTIAL SCHOOLS	15
- TREATY RELATIONS	16
HEALTH PROGRAMS	17-19
YOUTH PROGRAMS	20-21
OTHER PROGRAMS	22-23

INDEPENDENT AUDITORS' REPORT

To the Members of,
Assembly of Manitoba Chiefs Secretariat Inc.

We have audited the accompanying financial statements of Assembly of Manitoba Chiefs Secretariat Inc., which comprise the statement of financial position as at March 31, 2011, and the statement of operations, statement of changes in net assets and cash flow statement for the year then ended, and a summary of significant accounting policies and other explanatory information.

Management's Responsibility for the Financial Statements

Management is responsible for the preparation and fair presentation of these financial statements in accordance with Canadian generally accepted accounting principles and for such internal control as management determines is necessary to enable the preparation of financial statements that are free from material misstatement, whether due to fraud or error.

Auditor's Responsibility

Our responsibility is to express an opinion on these financial statements based on our audit. We conducted our audit in accordance with Canadian generally accepted auditing standards. Those standards require that we comply with ethical requirements and plan and perform the audit to obtain reasonable assurance about whether the financial statements are free from material misstatement.

An audit involves performing procedures to obtain audit evidence about the amounts and disclosures in the financial statements. The procedures selected depend on the auditor's judgment, including the assessment of the risks of material misstatement of the financial statements, whether due to fraud or error. In making those risk assessments, the auditor considers internal control relevant to the entity's preparation and fair presentation of the financial statements in order to design audit procedures that are appropriate in the circumstances, but not for the purpose of expressing an opinion on the effectiveness of the entity's internal control. An audit also includes evaluating the appropriateness of accounting policies used and the reasonableness of accounting estimates made by management, as well as evaluating the overall presentation of the financial statements.

We believe that the audit evidence we have obtained is sufficient and appropriate to provide a basis for our audit opinion.

Opinion

In our opinion, the financial statements present fairly, in all material respects, the financial position of Assembly of Manitoba Chiefs Secretariat Inc., as at March 31, 2011 and of its financial performance and its cash flows for the year then ended in accordance with Canadian generally accepted accounting principles.

Hatch Wilson

WINNIPEG, MANITOBA
June 28, 2011

CHARTERED ACCOUNTANTS

ASSEMBLY OF MANITOBA CHIEFS SECRETARIAT INC.

STATEMENT OF FINANCIAL POSITION

AS AT MARCH 31, 2011

	2011	2010
	\$	\$
ASSETS		
CURRENT		
Accounts receivable (note 3)	1,515,574	1,666,667
Due from related organizations	52,500	2,500
Prepaid expenses	44,433	95,399
	<u>1,612,507</u>	<u>1,764,566</u>
CAPITAL ASSETS (note 4)	291,021	345,041
DEFERRED EXPENDITURES (note 5)	92,903	376,373
	<u>1,996,431</u>	<u>2,485,980</u>
LIABILITIES		
CURRENT		
Bank Overdraft (note 6)	887,824	1,118,391
Accounts payable and accrued liabilities	1,414,376	1,603,343
Unexpended revenue (note 7)	206,679	282,416
	<u>2,508,879</u>	<u>3,004,150</u>
NET ASSETS		
Investment in Capital Assets	291,021	345,041
Unrestricted net assets	(803,469)	(863,211)
	<u>(512,448)</u>	<u>(518,170)</u>
	<u>1,996,431</u>	<u>2,485,980</u>

Approved by





ASSEMBLY OF MANITOBA CHIEFS SECRETARIAT INC.

STATEMENT OF CHANGES IN NET ASSETS

AS AT MARCH 31, 2011

	2011	2011	2011	2010
	Unrestricted Net Assets \$	Investment in Capital Assets \$	Net Assets \$	Net Assets \$
Balance, beginning of year	(863,211)	345,041	(518,170)	(617,226)
Prior period adjustment	-	-	-	(151,395)
Balance, as restated	(863,211)	345,041	(518,170)	(768,621)
Surplus (deficiency) for the year	5,722	-	5,722	250,451
Purchase of Capital Assets	(110,891)	110,891	-	-
Amortization of Capital Assets	164,911	(164,911)	-	-
	<u>(803,469)</u>	<u>291,021</u>	<u>(512,448)</u>	<u>(518,170)</u>

ASSEMBLY OF MANITOBA CHIEFS SECRETARIAT INC.

STATEMENT OF OPERATIONS

FOR THE YEAR ENDED MARCH 31, 2011

	2011 Budget (unaudited) \$	2011 Actual \$	2010 Actual \$
REVENUE			
Indian and Northern Affairs Canada (note 9)	4,435,017	4,441,933	4,412,713
First Nations and Inuit Health	2,857,053	2,950,701	3,739,916
Government of Canada - other	339,084	435,684	212,102
Assembly of First Nations	-	2,500	394,355
Province of Manitoba	1,015,109	1,092,365	2,374,123
Miscellaneous Revenue	1,774,010	1,337,573	712,878
	<u>10,420,273</u>	<u>10,260,756</u>	<u>11,846,087</u>
EXPENDITURES			
Advertising and promotion	160,592	107,572	159,643
Bank charges and interest	36,000	35,281	25,205
Consulting fees	1,312,038	1,476,192	1,682,438
Equipment leases and maintenance	61,800	64,171	73,590
Insurance	9,000	10,945	8,990
Meetings	466,805	406,551	301,144
Office	202,325	180,240	179,572
Other	181,260	165,240	179,005
Professional fees	84,000	170,354	124,813
Rent	298,092	488,792	288,430
Repairs and maintenance	-	1,276	19,639
Salaries and benefits	5,435,084	4,835,056	5,057,084
Telephone	105,868	102,983	125,231
Training and development	254,422	198,152	161,519
Travel	1,812,987	1,847,318	1,826,440
H1N1 kits	-	-	1,211,286
	<u>10,420,273</u>	<u>10,090,123</u>	<u>11,424,029</u>
EXCESS (DEFICIENCY) OF REVENUES OVER EXPENDITURES BEFORE AMORTIZATION	-	170,633	422,058
Amortization of capital assets	-	<u>(164,911)</u>	<u>(171,607)</u>
NET SURPLUS (DEFICIENCY) FOR THE YEAR	<u>-</u>	<u>5,722</u>	<u>250,451</u>

ASSEMBLY OF MANITOBA CHIEFS SECRETARIAT INC.

STATEMENT OF CASH FLOWS

FOR THE YEAR ENDED MARCH 31, 2011

	2011 \$	2010 \$
OPERATING ACTIVITIES		
Net surplus for the year	5,722	250,451
Prior period adjustments	-	(151,395)
Amortization	164,911	171,067
	<u>170,633</u>	<u>270,123</u>
Net change in non-cash working capital balances related to operations	<u>170,825</u>	<u>(307,595)</u>
	<u>341,458</u>	<u>(37,472)</u>
INVESTING ACTIVITIES		
Purchase of capital assets	<u>(110,891)</u>	<u>(256,529)</u>
NET INCREASE (DECREASE) IN CASH	230,567	(294,001)
CASH, BEGINNING OF YEAR	<u>(1,118,391)</u>	<u>(824,390)</u>
CASH, END OF YEAR	<u><u>(887,824)</u></u>	<u><u>(1,118,391)</u></u>

ASSEMBLY OF MANITOBA CHIEFS SECRETARIAT INC.

NOTES TO FINANCIAL STATEMENTS

FOR THE YEAR ENDED MARCH 31, 2011

1. NATURE AND OBJECTIVES OF THE ORGANIZATION

The Assembly of Manitoba Chiefs Secretariat Inc. was incorporated on May 17, 1988. The purpose of the organization is to provide coordinated and cooperative activities on behalf of and under the direction of the Assembly of Manitoba Chiefs on issues of common interest and concern, it being understood that the corporation is dedicated exclusively to the social, cultural, educational and economic development of First Nations people who for the most part live on Manitoba reserves.

2. SIGNIFICANT ACCOUNTING POLICIES

These financial statements have been prepared in accordance with Canadian generally accepted accounting policies for not for profit entities, and include the following significant accounting principles:

a) *Capital assets*

Equipment acquired prior to April 1, 1998 is recorded at a nominal value. Additions to equipment subsequent to April 1, 1998 are recorded at cost. Amortization is recorded on a straight-line basis as follows:

Furniture and equipment	5 years
Computer equipment	3 years
Leasehold Improvements	5 years

In the year of acquisition only one-half of the amortization is recorded.

b) *Revenue Recognition*

The organization follows the deferral method of accounting for contributions, which includes government grants and donations. Unrestricted contributions and program grants are recognized as revenue when received or receivable if the amount to be received can be reasonably estimated and collection is reasonably assured. Externally restricted contributions are recognized as revenue in the year in which the related expenses are incurred. Contributions restricted for the purchase of capital assets are amortized into revenue at a rate corresponding with the amortization rate for the related capital asset.

c) *Unexpended contributions*

The excess of revenues over expenses of some programs may require repayment and is recorded as a liability. When approval to retain the funds is received and/or permitted, the excess is recorded as revenue.

d) *Use of estimates*

The preparation of financial statements requires management to make estimates and assumptions that affect the reported amounts of assets and liabilities, the disclosure of contingent assets and liabilities at the date of the financial statements and the reported amounts of revenues and expenses during the year. Actual amounts could differ from those estimates.

ASSEMBLY OF MANITOBA CHIEFS SECRETARIAT INC.

NOTES TO FINANCIAL STATEMENTS

FOR THE YEAR ENDED MARCH 31, 2011

3. ACCOUNTS RECEIVABLE

	2011	2010
	\$	\$
Government of Canada		
Indian and Northern Affairs Canada	229,017	680,884
First Nations and Inuit Health	139,773	232,247
Other	<u>367,782</u>	<u>341,005</u>
	736,572	1,254,136
Province of Manitoba	48,164	46,375
City of Winnipeg	-	14,650
Assembly of First Nations	17,978	56,114
Other	297,946	177,235
Spirit Sands Casino and Resort	109,812	-
Truth and Reconciliation Commission	21,000	-
University of Manitoba	70,000	-
Winnipeg Regional Health Authority	144,482	118,157
Workplace Education Manitoba	69,620	-
	<u><u>1,515,574</u></u>	<u><u>1,666,667</u></u>

4. CAPITAL ASSETS

	2011	2011	2011	2010
	\$	\$	\$	\$
	Original Cost	Accumulated Amortization	Net Book Value	Net Book Value
	<u> </u>	<u> </u>	<u> </u>	<u> </u>
Furniture and equipment	575,195	474,239	100,956	121,890
Computers	335,744	238,613	97,131	114,743
Leasehold Improvements	115,306	22,372	92,934	108,408
	<u><u>1,026,245</u></u>	<u><u>735,224</u></u>	<u><u>291,021</u></u>	<u><u>345,041</u></u>

ASSEMBLY OF MANITOBA CHIEFS SECRETARIAT INC.

NOTES TO FINANCIAL STATEMENTS

FOR THE YEAR ENDED MARCH 31, 2011

5. DEFERRED EXPENDITURES

The organization has incurred predevelopment costs which it is anticipated will be capitalized into the cost of the following projects. Accordingly these costs have been deferred.

	2011 \$	2010 \$
Spirit Sands Casino and Resort	-	342,806
Legal fees	25,654	-
Governance House	67,249	33,567
	<u>92,903</u>	<u>376,373</u>

6. BANK (OVERDRAFT)

The organization has a credit facility agreement with the Royal Bank of Canada in the amount of \$900,000 secured by a general security agreement constituting a first ranking security interest in all personal property of the borrower

7. UNEXPENDED REVENUE

Funder	31-Mar-10 \$	Received \$	Expended \$	31-Mar-11 \$
Aseneskak	20,221	-	(20,221)	-
Workplace Education Manitoba	-	67,385	-	67,385
Canadian Institute of Health Research	87,038	26,171	(87,038)	26,171
City of Winnipeg	85,099	157,500	(157,015)	85,584
First Nations and Inuit Health	71,656	-	(54,417)	17,239
Province of Manitoba	18,402	60,000	(68,102)	10,300
	<u>282,416</u>	<u>311,056</u>	<u>(386,793)</u>	<u>206,679</u>

8. PENSION PLAN

All full-time employees of the organization are required to be members of the Assembly of Manitoba Chief's pension plan, which is a defined benefit pension plan. The organization's contributions made to the plan during the year amounted to approximately \$165,000 (2010-\$175,000).

ASSEMBLY OF MANITOBA CHIEFS SECRETARIAT INC.

NOTES TO FINANCIAL STATEMENTS

FOR THE YEAR ENDED MARCH 31, 2011

9. INAC FUNDING

		<u>2011</u>	<u>2010</u>
		\$	\$
INAC Funding per confirmation		4,446,615	4,396,239
Housing & Infrastructure - 2009/10 recovery		(4,682)	-
Mclvor Engagement Session		-	16,474
		<u>4,441,933</u>	<u>4,412,713</u>
Basic Organizational Capacity	10	2,592,300	2,554,974
Contribution funded projects	11	983,873	1,047,862
Indian Residential Schools	15	393,000	195,000
Treaty Relations	16	234,260	409,877
Health programs	17	75,000	75,000
Youth programs	20	163,500	130,000
		<u>4,441,933</u>	<u>4,412,713</u>

10. CONTINGENT LIABILITY

The organization's funding agencies may disallow certain expenditures with respect to administration or programming. Adjustments, if any, for disallowed expenditures will be accounted for in the year of determination. As at the date of the audit report, the amount, if any, of the disallowed expenditures was unquantifiable.

11. ECONOMIC DEPENDENCE

The Assembly of Manitoba Chiefs Secretariat Inc. receives a majority of its funding pursuant to funding agreements with the Federal and Provincial governments. Accordingly the organization is economically dependant on continuing funding arrangements to fund future operations and programs.

12. COMPARATIVE FIGURES

The previous year's financial information has been restated, in some instances, to conform to the current year's financial statement presentation.

13. SUBSEQUENT EVENT

Subsequent to year end the organization paid all statutory employee related costs due as at March 31, 2011.

ASSEMBLY OF MANITOBA CHIEFS SECRETARIAT INC.

SCHEDULE OF OPERATIONS

FOR THE YEAR ENDED MARCH 31, 2011

INAC BASIC ORGANIZATIONAL CAPACITY	2011 Budget (unaudited) \$	2011 Actual \$	2010 Actual \$
REVENUE			
Indian and Northern Affairs Canada	2,600,700	2,592,300	2,608,772
First Nations and Inuit Health	-	25,000	70,000
Province of Manitoba	325,000	350,800	340,556
Government of Canada - other		96,600	
Other Revenue	70,221	334,759	282,220
Administration	1,647,200	1,040,617	1,412,004
	<u>4,643,121</u>	<u>4,440,076</u>	<u>4,713,552</u>
EXPENDITURE			
Administration	188,733	158,454	263,754
Advertising and promotion	51,600	100,568	90,775
Bank charges and interest	36,000	35,281	25,205
Consulting fees	291,300	333,622	418,063
Equipment leases and maintenance	60,000	64,171	72,567
Insurance	9,000	8,698	8,990
Meetings	45,200	49,440	2,022
Office	100,245	118,104	82,761
Other	22,400	37,354	32,522
Professional fees	28,000	112,879	107,367
Rent	261,504	321,260	237,838
Repairs and maintenance	-	1,276	19,639
Salaries and benefits	2,794,951	2,418,012	2,526,095
Telephone	79,600	72,556	93,756
Training and development	26,000	19,365	12,089
Travel	601,588	435,218	366,229
	<u>4,596,121</u>	<u>4,286,258</u>	<u>4,359,672</u>
Excess of revenue over expenditures	47,000	153,818	353,880
Purchase of capital assets	(47,000)	(32,670)	(7,333)
NET SURPLUS (DEFICIENCY) FOR THE YEAR	<u><u>-</u></u>	<u><u>121,148</u></u>	<u><u>346,547</u></u>

ASSEMBLY OF MANITOBA CHIEFS SECRETARIAT INC.

SCHEDULE OF OPERATIONS

FOR THE YEAR ENDED MARCH 31, 2011

INAC - CONTRIBUTION FUNDING PROJECT SUMMARY	2011 <u>Budget</u> (unaudited) \$	2011 <u>Actual</u> \$	2010 <u>Actual</u> \$
REVENUE			
Indian and Northern Affairs Canada	997,556	983,873	725,438
First Nations and Inuit Health	-	-	90,000
Province of Manitoba	143,995	130,379	-
Other	5,407	6,507	2,413
	<u>1,146,958</u>	<u>1,120,759</u>	<u>817,851</u>
EXPENDITURE			
Administration	81,128	83,928	50,369
Advertising and promotion	22,800	18,913	10,700
Consulting fees	248,150	296,178	141,852
Meetings	121,202	97,595	39,264
Office	1,500	4,928	9,503
Other	51,000	47,312	12,400
Salaries and benefits	187,000	231,472	168,326
Travel	434,178	376,948	342,165
	<u>1,146,958</u>	<u>1,157,274</u>	<u>774,579</u>
Excess of revenue over expenditures	-	(36,515)	43,272
Purchases of capital assets	-	-	-
NET SURPLUS (DEFICIENCY) FOR THE YEAR	<u>-</u>	<u>(36,515)</u>	<u>43,272</u>

ASSEMBLY OF MANITOBA CHIEFS SECRETARIAT INC.

SCHEDULE OF OPERATIONS

FOR THE YEAR ENDED MARCH 31, 2011

INAC - CONTRIBUTION FUNDING PROJECTS	Common Election Day		Personal Care Homes		First Nation Safety First - Phase III		First Nation Water Strategy		Women's Gathering	
	2011 Budget (unaudited) \$	2011 Actual \$	2011 Budget (unaudited) \$	2011 Actual \$	2011 Budget (unaudited) \$	2011 Actual \$	2011 Budget (unaudited) \$	2011 Actual \$	2011 Budget (unaudited) \$	2011 Actual \$
REVENUE										
Indian and Northern Affairs Canada	90,275	90,275	50,607	50,607	35,000	35,000	40,000	40,000	25,000	25,000
Province of Manitoba	-	-	-	-	-	-	-	-	71,593	71,593
Other Revenue	-	-	-	-	-	-	-	-	5,407	6,507
	<u>90,275</u>	<u>90,275</u>	<u>50,607</u>	<u>50,607</u>	<u>35,000</u>	<u>35,000</u>	<u>40,000</u>	<u>40,000</u>	<u>102,000</u>	<u>103,100</u>
EXPENDITURE										
Administration	11,775	11,775	15,103	15,103	-	-	5,000	5,000	15,300	15,300
Communications	2,500	-	-	-	-	-	-	-	3,900	4,860
Consulting fees	25,000	46,968	35,504	39,000	12,000	13,640	-	-	22,000	25,625
Meetings	-	13,139	-	-	-	-	5,000	62	16,100	26,464
Office	-	-	-	-	-	963	-	-	-	482
Salaries and benefits	20,000	23,800	-	-	5,000	3,742	5,000	11,956	15,000	16,827
Travel	30,000	11,815	-	-	18,000	16,699	25,000	23,581	29,700	16,146
Miscellaneous	1,000	321	-	-	-	-	-	-	-	-
	<u>90,275</u>	<u>107,818</u>	<u>50,607</u>	<u>54,103</u>	<u>35,000</u>	<u>35,044</u>	<u>40,000</u>	<u>40,599</u>	<u>102,000</u>	<u>105,704</u>
Excess of revenue over expenditures	-	(17,543)	-	(3,496)	-	(44)	-	(599)	-	(2,604)
Purchases of capital assets	-	-	-	-	-	-	-	-	-	-
NET SURPLUS (DEFICIENCY) FOR THE YEAR	<u>-</u>	<u>(17,543)</u>	<u>-</u>	<u>(3,496)</u>	<u>-</u>	<u>(44)</u>	<u>-</u>	<u>(599)</u>	<u>-</u>	<u>(2,604)</u>

ASSEMBLY OF MANITOBA CHIEFS SECRETARIAT INC.

SCHEDULE OF OPERATIONS

FOR THE YEAR ENDED MARCH 31, 2011

INAC - CONTRIBUTION FUNDING PROJECTS	Treaty Land Entitlement Research Advocacy		Awakening the Spirit Within II		Remoted & Isolated		Caring for our Own Children & Families		Contaminants & Food Security	
	2011 Budget (unaudited) \$	2011 Actual \$	2011 Budget (unaudited) \$	2011 Actual \$	2011 Budget (unaudited) \$	2011 Actual \$	2011 Budget (unaudited) \$	2011 Actual \$	2011 Budget (unaudited) \$	2011 Actual \$
REVENUE										
Indian and Northern Affairs Canada	20,000	20,000	83,375	83,375	75,000	75,000	65,000	65,000	50,000	50,000
Other	-	-	-	-	-	-	-	-	-	-
	<u>20,000</u>	<u>20,000</u>	<u>83,375</u>	<u>83,375</u>	<u>75,000</u>	<u>75,000</u>	<u>65,000</u>	<u>65,000</u>	<u>50,000</u>	<u>50,000</u>
EXPENDITURE										
Administration	-	-	10,875	10,875	-	-	-	-	-	-
Advertising and promotion	-	-	-	224	-	-	5,000	5,000	-	-
Consulting fees	16,000	15,250	15,000	3,000	10,000	4,514	-	3,000	-	-
Meetings	2,000	1,800	17,500	22,456	13,000	5,100	9,000	7,710	42,000	446
Office	-	-	-	963	-	-	-	-	-	-
Other	-	-	5,000	19,160	-	-	-	393	-	127
Salaries and benefits	-	1,347	15,000	10,096	-	15,556	34,000	36,083	8,000	18,266
Telephone	-	-	-	-	-	-	-	-	-	-
Travel	2,000	2,065	20,000	18,345	52,000	50,187	17,000	13,382	-	34,914
	<u>20,000</u>	<u>20,462</u>	<u>83,375</u>	<u>85,119</u>	<u>75,000</u>	<u>75,357</u>	<u>65,000</u>	<u>65,568</u>	<u>50,000</u>	<u>53,753</u>
Excess of revenue over expenditures	-	(462)	-	(1,744)	-	(357)	-	(568)	-	(3,753)
Purchases of capital assets	-	-	-	-	-	-	-	-	-	-
NET SURPLUS (DEFICIENCY) FOR THE YEAR	<u>-</u>	<u>(462)</u>	<u>-</u>	<u>(1,744)</u>	<u>-</u>	<u>(357)</u>	<u>-</u>	<u>(568)</u>	<u>-</u>	<u>(3,753)</u>

ASSEMBLY OF MANITOBA CHIEFS SECRETARIAT INC.

SCHEDULE OF OPERATIONS

FOR THE YEAR ENDED MARCH 31, 2011

INAC - CONTRIBUTION FUNDING PROJECTS	Policy & Liaison K - 12 Education		Sustainable Housing Infrastructure Strategy		Parental and Community Engagement		Personal Care Homes		Fishing Chiefs Roundtable	
	<u>2011 Budget</u> (unaudited) \$	<u>2011 Actual</u> \$	<u>2011 Budget</u> (unaudited) \$	<u>2011 Actual</u> \$	<u>2011 Budget</u> (unaudited) \$	<u>2011 Actual</u> \$	<u>2011 Budget</u> (unaudited)	<u>2011 Actual</u>	<u>2011 Budget</u> (unaudited)	<u>2011 Actual</u>
REVENUE										
Indian and Northern Affairs Canada	89,925	89,925	195,000	190,318	119,374	119,374	30,000	30,000	29,000	20,000
Province of Manitoba	-	-	-	-	-	-	-	-	72,402	58,786
	<u>89,925</u>	<u>89,925</u>	<u>195,000</u>	<u>190,318</u>	<u>119,374</u>	<u>119,374</u>	<u>30,000</u>	<u>30,000</u>	<u>101,402</u>	<u>78,786</u>
EXPENDITURE										
Administration	8,175	8,175	-	-	11,900	11,900	3,000	3,000	-	2,800
Advertising and promotion	-	-	-	-	10,000	7,029	-	-	1,400	1,800
Consulting fees	78,750	71,408	-	11,187	25,000	42,000	-	-	14,400	20,000
Meetings	-	-	-	1,317	10,000	11,772	2,000	2,000	6,602	5,914
Office	-	-	-	266	-	-	-	-	1,500	2,253
Salaries and benefits	-	2,413	67,000	72,648	18,000	18,741	-	-	-	-
Travel	3,000	8,306	108,000	87,089	19,474	23,358	25,000	25,153	77,500	45,907
Miscellaneous	-	-	20,000	22,199	25,000	5,000	-	-	-	112
	<u>89,925</u>	<u>90,302</u>	<u>195,000</u>	<u>194,706</u>	<u>119,374</u>	<u>119,800</u>	<u>30,000</u>	<u>30,153</u>	<u>101,402</u>	<u>78,786</u>
Excess of revenue over expenditures	-	(377)	-	(4,388)	-	(426)	-	(153)	-	-
Purchases of capital assets	-	-	-	-	-	-	-	-	-	-
NET SURPLUS (DEFICIENCY) FOR THE YEAR	<u>-</u>	<u>(377)</u>	<u>-</u>	<u>(4,388)</u>	<u>-</u>	<u>(426)</u>	<u>-</u>	<u>(153)</u>	<u>-</u>	<u>-</u>

ASSEMBLY OF MANITOBA CHIEFS SECRETARIAT INC.

SCHEDULE OF OPERATIONS

FOR THE YEAR ENDED MARCH 31, 2011

INAC - INDIAN RESIDENTIAL SCHOOLS	2011 <u>Budget</u> (unaudited) \$	2011 <u>Actual</u> \$	2010 <u>Actual</u> \$
REVENUE			
Indian and Northern Affairs Canada	393,000	393,000	195,000
First Nations and Inuit Health	30,000	29,999	-
Province of Manitoba	-	-	15,000
Other	135,000	123,040	-
	<u>558,000</u>	<u>546,039</u>	<u>210,000</u>
EXPENDITURE			
Administration	77,250	81,906	8,900
Advertising and promotion	50,000	13,749	11,162
Computer purchases	-	-	5,330
Consulting fees	42,000	62,020	13,873
Meetings	102,000	108,991	11,785
Office	-	11,184	389
Rent	5,200	7,567	-
Other	50,000	3,084	5,986
Salaries and benefits	141,004	122,835	120,906
Travel	89,346	117,486	33,954
Telephone	1,200	1,905	2,134
	<u>558,000</u>	<u>530,727</u>	<u>214,419</u>
Excess of revenue over expenditures	-	15,312	(4,419)
Purchases of capital assets	-	-	-
NET SURPLUS (DEFICIENCY) FOR THE YEAR	<u>-</u>	<u>15,312</u>	<u>(4,419)</u>

ASSEMBLY OF MANITOBA CHIEFS SECRETARIAT INC.

SCHEDULE OF OPERATIONS

FOR THE YEAR ENDED MARCH 31, 2011

INAC - TREATY COMMISSIONS & DISCUSSION

	2011 <u>Budget</u> (unaudited) \$	2011 <u>Actual</u> Education \$	2011 <u>Actual</u> Coordination \$	2011 <u>Actual</u> Total \$	2010 <u>Actual</u> \$
REVENUE					
Indian and Northern Affairs Canada	234,261	50,000	184,260	234,260	409,877
Government of Canada - other	-	-	-	-	6,942
	<u>234,261</u>	<u>50,000</u>	<u>184,260</u>	<u>234,260</u>	<u>416,819</u>
EXPENDITURE					
Administration	21,751	5,000	16,751	21,751	62,523
Advertising and promotion	-	-	988	988	3,307
Consulting fees	27,200	10,000	7,500	17,500	41,918
Meetings	19,000	3,570	4,881	8,451	17,319
Office	-	-	431	431	117
Other	-	-	16	16	10,756
Rent	-	-	3,310	3,310	-
Professional fees	-	-	-	-	10,193
Salaries and benefits	75,310	-	72,456	72,456	114,975
Travel	91,000	32,068	76,836	108,904	154,978
Telephone	-	-	1,491	1,491	863
	<u>234,261</u>	<u>50,638</u>	<u>184,660</u>	<u>235,298</u>	<u>416,949</u>
Excess of revenues over expenditures	-	(638)	(400)	(1,038)	(130)
Purchase of capital assets	-	-	-	-	-
NET SURPLUS (DEFICIENCY) FOR THE YEAR	<u>-</u>	<u>(638)</u>	<u>(400)</u>	<u>(1,038)</u>	<u>(130)</u>

ASSEMBLY OF MANITOBA CHIEFS SECRETARIAT INC.

SCHEDULE OF OPERATIONS

FOR THE YEAR ENDED MARCH 31, 2011

HEALTH CONSULTATION SUMMARY	2011 <u>Budget</u> (unaudited) \$	2011 <u>Actual</u> \$	2010 <u>Actual</u> \$
REVENUE			
Indian and Northern Affairs Canada	75,000	75,000	134,450
First Nations and Inuit Health	2,806,653	2,875,302	3,579,916
First Nations Information Governance Centre	147,760	147,760	255,424
Province of Manitoba	200,900	190,851	1,694,254
Other	472,904	509,446	237,693
	<u>3,703,217</u>	<u>3,798,359</u>	<u>5,901,737</u>
EXPENDITURE			
Administration	427,137	515,291	981,914
Advertising and promotion	20,092	13,588	38,853
Consulting fees	643,140	639,671	830,930
Meetings	122,595	85,915	166,682
Office	17,700	26,795	53,463
Other	214,183	170,308	205,868
Rent	31,387	75,772	2,178
Salaries and benefits	1,753,557	1,634,664	1,625,283
Travel	453,658	596,997	769,736
H1N1 prevention kits	-	-	1,211,286
Telephone	11,268	16,445	15,640
	<u>3,694,717</u>	<u>3,775,446</u>	<u>5,901,833</u>
Excess of revenue over expenditures	8,500	22,913	(96)
Purchase of capital assets	(8,500)	(11,313)	(2,348)
NET SURPLUS (DEFICIENCY) FOR THE YEAR	<u><u>-</u></u>	<u><u>11,600</u></u>	<u><u>(2,444)</u></u>

ASSEMBLY OF MANITOBA CHIEFS SECRETARIAT INC.

SCHEDULE OF OPERATIONS

FOR THE YEAR ENDED MARCH 31, 2011

HEALTH CONSULTATION	Health Consultation	ICMFNH	Youth Suicide	CEPS	Health Demonstration	eHealth	NIHB
	2011 <u>Actual</u>	2011 <u>Actual</u>	2011 <u>Actual</u>	2011 <u>Actual</u>	2011 <u>Actual</u>	2011 <u>Actual</u>	2011 <u>Actual</u>
	\$	\$	\$	\$	\$	\$	\$
REVENUE							
Indian and Northern Affairs Canada	-	75,000	-	-	-	-	-
First Nations and Inuit Health	235,324	91,000	110,000	183,000	100,000	837,683	8,888
Province of Manitoba	-	190,851	-	-	-	-	-
First Nations Information Governance Centre	-	-	-	-	-	-	-
Other	-	16,824	14,290	-	-	2,500	-
	<u>235,324</u>	<u>373,675</u>	<u>124,290</u>	<u>183,000</u>	<u>100,000</u>	<u>840,183</u>	<u>8,888</u>
EXPENDITURE							
Administration	35,300	55,081	18,645	27,450	10,000	99,816	1,333
Advertising and promotion	-	998	-	8,000	-	2,023	-
Consulting fees	-	32,770	7,220	15,000	90,000	270,949	-
Meetings	2,432	11,937	5,414	2,272	-	15,294	671
Office	400	1,173	6,266	695	-	11,284	172
Other	250	3,304	358	32,500	-	12,468	-
Salaries and benefits	144,769	223,157	45,216	69,720	-	280,888	-
Rent	11,232	9,222	5,509	10,486	-	13,360	-
Travel	38,216	35,687	28,745	14,103	-	128,684	7,346
Telephone	851	346	643	206	-	2,467	9
	<u>233,450</u>	<u>373,675</u>	<u>118,016</u>	<u>180,432</u>	<u>100,000</u>	<u>837,233</u>	<u>9,531</u>
Excess of revenue over expenditures	1,874	-	6,274	2,568	-	2,950	(643)
Purchases of capital assets.	-	-	-	(1,502)	-	(2,560)	-
NET SURPLUS (DEFICIENCY) FOR THE YEAR	<u>1,874</u>	<u>-</u>	<u>6,274</u>	<u>1,066</u>	<u>-</u>	<u>390</u>	<u>(643)</u>

ASSEMBLY OF MANITOBA CHIEFS SECRETARIAT INC.

SCHEDULE OF OPERATIONS

FOR THE YEAR ENDED MARCH 31, 2011

HEALTH CONSULTATION	HSIF	Maternal Child	AHHRI	RHS	Food Security	Patient Advocacy
	2011 <u>Actual</u> \$	2011 <u>Actual</u> \$	2011 <u>Actual</u> \$	2011 <u>Actual</u> \$	2011 <u>Actual</u> \$	2011 <u>Actual</u> \$
REVENUE						
First Nations and Inuit Health	314,367	776,500	138,539	-	80,000	-
First Nations Information Governance Centre	-	-	-	147,760	-	-
Province of Manitoba	-	-	-	-	-	-
Other	-	400	-	151,867	-	323,565
	<u>314,367</u>	<u>776,900</u>	<u>138,539</u>	<u>299,627</u>	<u>80,000</u>	<u>323,565</u>
EXPENDITURE						
Administration	47,155	116,535	15,000	44,961	12,000	32,015
Advertising and promotion	-	957	-	268	1,342	-
Consulting fees	34,050	177,917	184	9,120	2,460	-
Rent	3,310	7,046	5,911	-	-	9,695
Meetings	3,942	32,631	474	4,205	6,643	-
Office	5,569	74	738	63	73	289
Other	134	113,985	149	4,994	-	2,167
Salaries and benefits	128,384	235,820	103,455	111,048	15,074	277,132
Travel	84,078	85,193	12,662	116,683	43,313	2,288
Telephone	1,043	4,181	677	2,195	-	3,827
	<u>307,665</u>	<u>774,339</u>	<u>139,250</u>	<u>293,537</u>	<u>80,905</u>	<u>327,413</u>
Excess of revenues over expenditures	6,702	2,561	(711)	6,090	(905)	(3,848)
Purchase of capital assets	-	(60)	-	(7,190)	-	-
NET SURPLUS (DEFICIENCY) FOR THE YEAR	<u>6,702</u>	<u>2,501</u>	<u>(711)</u>	<u>(1,100)</u>	<u>(905)</u>	<u>(3,848)</u>

ASSEMBLY OF MANITOBA CHIEFS SECRETARIAT INC.

SCHEDULE OF OPERATIONS

FOR THE YEAR ENDED MARCH 31, 2011

YOUTH PROJECTS SUMMARY	2011 Budget (unaudited) \$	2011 Actual \$	2010 Actual \$
REVENUE			
Indian and Northern Affairs Canada	163,500	163,500	130,000
First Nations and Inuit Health	20,400	20,400	-
Province of Manitoba	223,616	226,336	284,313
Government of Canada - other	144,009	144,009	120,000
Other	174,173	218,560	176,062
	<u>725,698</u>	<u>772,805</u>	<u>710,375</u>
EXPENDITURE			
Administration	61,156	88,961	29,669
Consulting fees	34,750	46,595	63,496
Advertising and promotion	-	1,524	-
Meetings	36,700	37,613	-
Professional fees	-	2,382	-
Office	14,280	15,924	42,422
Other	56,900	38,261	44,533
Insurance	-	2,247	-
Rent	-	80,883	-
Salaries and benefits	404,512	317,437	374,656
Training and development	15,000	46,928	75,760
Travel	78,500	64,038	65,068
Telephone	13,800	10,586	9,884
	<u>715,598</u>	<u>753,379</u>	<u>705,488</u>
Excess of revenue over expenditures	10,100	19,426	4,887
Purchases of capital assets	(10,100)	(25,336)	(8,456)
NET SURPLUS (DEFICIENCY) FOR THE YEAR	<u><u>-</u></u>	<u><u>(5,910)</u></u>	<u><u>(3,569)</u></u>

ASSEMBLY OF MANITOBA CHIEFS SECRETARIAT INC.

SCHEDULE OF OPERATIONS

FOR THE YEAR ENDED MARCH 31, 2011

YOUTH PROJECTS

	Eagle's Nest		Eagle Urban Transition Centre		Traditional Youth Gathering		Regional Youth Gathering		Youth Employment	
	<u>2011 Budget</u>	<u>2011 Actual</u>	<u>2011 Budget</u>	<u>2011 Actual</u>	<u>2011 Budget</u>	<u>2011 Actual</u>	<u>2011 Budget</u>	<u>2011 Actual</u>	<u>2011 Budget</u>	<u>2011 Actual</u>
	(unaudited)		(unaudited)		(unaudited)		(unaudited)		(unaudited)	
	\$	\$	\$	\$	\$	\$	\$	\$	\$	\$
REVENUE										
Indian and Northern Affairs Canada	-	-	80,000	80,000	-	-	83,500	83,500	-	-
First Nations and Inuit Health	-	-	-	-	20,400	20,400	-	-	-	-
Government of Canada - Other	140,000	140,000	4,009	4,009	-	-	-	-	-	-
Province of Manitoba	15,000	10,000	195,000	205,220	7,500	5,000	-	-	6,116	6,116
Other	149,500	190,250	13,533	6,537	3,200	6,200	-	12,016	7,940	3,557
	<u>304,500</u>	<u>340,250</u>	<u>292,542</u>	<u>295,766</u>	<u>31,100</u>	<u>31,600</u>	<u>83,500</u>	<u>95,516</u>	<u>14,056</u>	<u>9,673</u>
EXPENDITURE										
Administration	15,250	33,802	45,306	35,492	-	4,740	-	14,327	600	600
Consulting fees	15,650	14,850	5,800	16,645	6,300	6,250	7,000	8,850	-	-
Equipment purchases	-	-	1,800	-	-	-	-	-	-	-
Advertising and promotion	-	-	-	1,524	-	-	-	-	-	-
Meetings	-	-	2,800	-	12,400	12,400	21,500	25,213	-	-
Office	6,680	7,712	2,600	3,997	-	-	5,000	4,215	-	-
Professional fees	-	-	-	2,382	-	-	-	-	-	-
Other	53,600	37,183	-	2,135	1,500	1,078	-	-	-	112
Rent	-	36,000	-	44,883	-	-	-	-	-	-
Salaries and benefits	165,120	145,236	225,936	159,164	-	-	-	-	13,456	13,038
Training and development	15,000	47,477	-	50	-	-	-	-	-	(600)
Travel	11,700	11,754	5,900	543	10,900	5,577	50,000	46,164	-	-
Telephone	11,400	2,246	2,400	8,340	-	-	-	-	-	-
	<u>294,400</u>	<u>336,260</u>	<u>292,542</u>	<u>275,155</u>	<u>31,100</u>	<u>30,045</u>	<u>83,500</u>	<u>98,769</u>	<u>14,056</u>	<u>13,150</u>
Excess of revenues over expenditures	10,100	3,990	-	20,611	-	1,555	-	(3,253)	-	(3,477)
Purchase of capital assets	(10,100)	(3,990)	-	(21,346)	-	-	-	-	-	-
NET SURPLUS (DEFICIENCY) FOR THE YEAR	-	-	-	(735)	-	1,555	-	(3,253)	-	(3,477)

ASSEMBLY OF MANITOBA CHIEFS SECRETARIAT INC.

STATEMENT OF OPERATIONS

FOR THE YEAR ENDED MARCH 31, 2011

OTHER PROJECTS SUMMARY	2011 Budget (unaudited) \$	2011 Actual \$	2010 Actual \$
REVENUE			
Government of Canada	195,075	195,075	92,102
Province of Manitoba	194,000	194,000	40,000
Other	-	-	178,443
	<u>389,075</u>	<u>389,075</u>	<u>310,545</u>
EXPENDITURE			
Administration	21,500	20,615	25,666
Consulting fees	118,648	80,607	41,233
Meetings	26,710	18,547	16,838
Advertising and promotion	17,500	27,953	-
Office	4,500	2,737	6,210
Professional fees	56,000	55,093	-
Other	2,000	7,363	16,078
Salaries and benefits	-	38,180	146,698
Travel	142,217	141,128	57,698
	<u>389,075</u>	<u>392,223</u>	<u>310,421</u>
Excess of revenue over expenditures	-	(3,148)	124
Purchases of capital assets	-	-	-
NET SURPLUS (DEFICIENCY) FOR THE YEAR	<u>-</u>	<u>(3,148)</u>	<u>124</u>

**ASSEMBLY OF MANITOBA
CHIEFS SECRETARIAT INC.**

STATEMENT OF OPERATIONS

FOR THE YEAR ENDED MARCH 31, 2011

OTHER PROJECTS

	Human Trafficking		Consultation Chiefs Roundtable		Oral History Project	
	2011 <u>Budget</u> (unaudited) \$	2011 <u>Actual</u> \$	2011 <u>Budget</u> (unaudited) \$	2011 <u>Actual</u> \$	2011 <u>Budget</u> (unaudited) \$	2011 <u>Actual</u> \$
REVENUE						
Government of Canada	75,541	75,541	-	-	119,534	119,534
Province of Manitoba	-	-	194,000	194,000	-	-
	<u>75,541</u>	<u>75,541</u>	<u>194,000</u>	<u>194,000</u>	<u>119,534</u>	<u>119,534</u>
EXPENDITURE						
Administration	-	-	21,500	20,615	-	-
Advertising and promotion	15,000	25,253	2,500	2,700	-	-
Consulting fees	15,000	7,500	35,000	31,416	68,648	41,691
Meetings	14,710	7,932	12,000	10,615	-	-
Office	1,500	-	3,000	2,737	-	-
Professional fees	-	-	55,000	54,093	1,000	1,000
Other	2,000	7,345	-	18	-	-
Salaries and benefits	-	-	-	6,071	-	32,109
Travel	27,331	31,254	65,000	65,403	49,886	44,471
	<u>75,541</u>	<u>79,284</u>	<u>194,000</u>	<u>193,668</u>	<u>119,534</u>	<u>119,271</u>
Excess of revenues over expenditures	-	(3,743)	-	332	-	263
Purchases of capital assets	-	-	-	-	-	-
NET SURPLUS (DEFICIENCY) FOR THE YEAR	<u>-</u>	<u>(3,743)</u>	<u>-</u>	<u>332</u>	<u>-</u>	<u>263</u>

HW **HATCH WILSON**
CHARTERED ACCOUNTANTS

205 -1 WESLEY AVENUE
WINNIPEG, MB R3C 4C6
T: (204) 943-2441
F: (204) 943-9315

July 20, 2011

To the Members
Assembly of Manitoba Chiefs, Secretariat Inc.

RE: Audit of March 31, 2011 Financial Statements

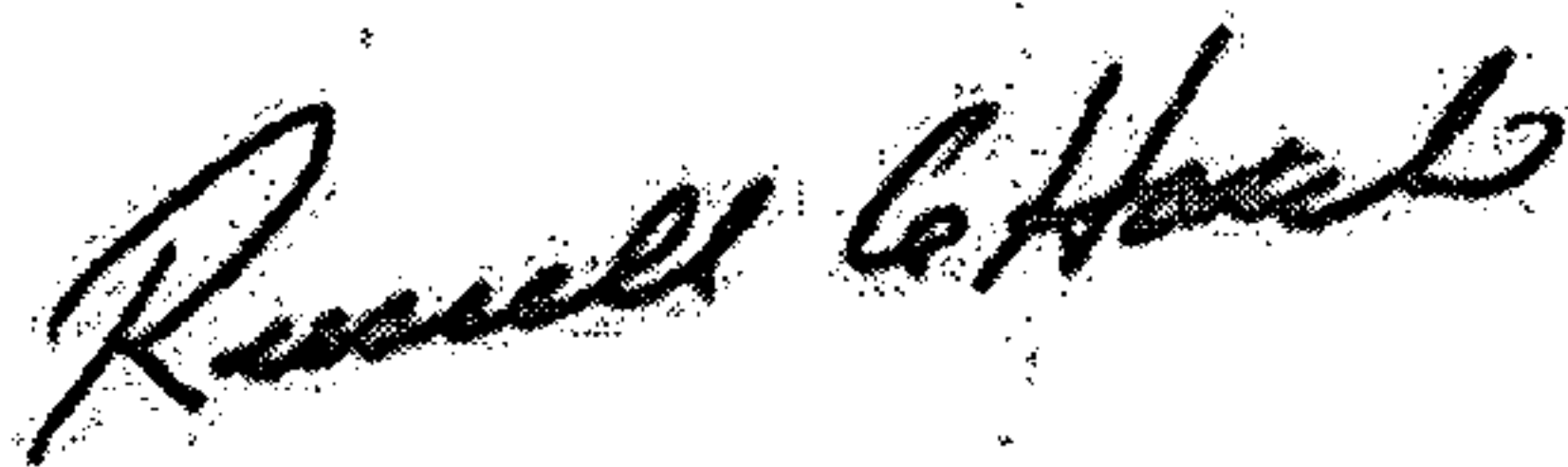
The objective of an audit is to obtain reasonable assurance whether the financial statements are free of material misstatement and it is not designed to identify matters to communicate. Accordingly, our audit would not usually identify all such matters that may be of interest to management in discharging its responsibilities and it is inappropriate to conclude that no such matters exist.

During the course of our audit of the financial statements for the year ended March 31, 2011, we did not identify any material misstatements or significant weaknesses in internal control.


We would like to express our appreciation for the co-operation and assistance we received during the course of our audit from the finance staff.

This communication is prepared solely for the information of management and is not intended for any other purpose.

Yours truly,
HATCH WILSON



Russell G. Hatch, C.A., C.F.E.



1038
2009 2010

ASSEMBLY OF MANITOBA CHIEFS SECRETARIAT INC.

2nd Floor-Kensington Building, 275 Portage Avenue • Winnipeg, Manitoba • R3B 2B3 • Telephone: (204) 956-0610 • Fax: (204) 956-2109

July 20, 2010

Indian and Northern Affairs Canada
Room 200 - 365 Hargrave Street
Winnipeg, Manitoba R3B 3A3

Attention:
Ms. Nori Rubert
Funding Services Officer

Dear Ms. Rubert:

With respect to the audit of the Assembly of Manitoba Chiefs Secretariat Inc. for the year ended March 31, 2010, we are pleased to enclose the following:

1. Audited financial statements
2. Management letter
3. Schedule of salaries, honoraria, travel expense and other remuneration for elected and unelected senior officials
4. Schedule of Federal Funding

We look forward to receiving the department's comments after you have had the opportunity to review the information.

Yours truly,

Gary Julius, CA
Director of Finance

**Assembly of Manitoba Chiefs
Secretariat Inc.**



**Audited Financial Statements
March 31, 2010**

**ASSEMBLY OF MANITOBA
CHIEFS SECRETARIAT INC.**

FINANCIAL STATEMENTS

MARCH 31, 2010

ASSEMBLY OF MANITOBA
CHIEFS SECRETARIAT INC.

INDEX

MARCH 31, 2010

	PAGE
AUDITORS' REPORT	1
STATEMENT OF FINANCIAL POSITION	2
STATEMENT OF CHANGES IN NET ASSETS	3
STATEMENT OF OPERATIONS	4
STATEMENT OF CASH FLOWS	5
NOTES TO FINANCIAL STATEMENTS	6-9
SCHEDULES	
INAC – FLEXIBLE TRANSFER PAYMENTS	
- BASIC ORGANIZATIONAL CAPACITY	10
- PROJECTS	11-12
INAC – CONTRIBUTION FUNDING	
- PROJECTS	13-16
- INDIAN RESIDENTIAL SCHOOLS	17
- TREATY RELATIONS	18
OTHER PROGRAMS	19-20
HEALTH PROGRAMS	21-23
YOUTH PROGRAMS	24-25

AUDITORS' REPORT

To the Members of,
Assembly of Manitoba Chiefs Secretariat Inc.

We have audited the statement of financial position of the Assembly of Manitoba Chiefs Secretariat Inc. as at March 31, 2010 and the statements of operations, and changes in net assets and cash flows for the year then ended. These financial statements are the responsibility of the organization's management. Our responsibility is to express an opinion on these financial statements based on our audit.

We conducted our audit in accordance with Canadian generally accepted auditing standards. Those standards require that we plan and perform an audit to obtain reasonable assurance whether the financial statements are free of material misstatement. An audit includes examining, on a test basis, evidence supporting the amounts and disclosures in the financial statements. An audit also includes assessing the accounting principles used and significant estimates made by management, as well as evaluating the overall financial statement presentation.

In our opinion, these financial statements present fairly, in all material respects, the financial position of the organization as at March 31, 2010 and the results of its operations for the year then ended in accordance with Canadian generally accepted accounting principles.

Hatch Wilson

WINNIPEG, MANITOBA
June 11, 2010

CHARTERED ACCOUNTANTS


ASSEMBLY OF MANITOBA
CHIEFS SECRETARIAT INC.

STATEMENT OF FINANCIAL POSITION

AS AT MARCH 31, 2010

	2010 \$	2009 \$
ASSETS		
CURRENT		
Accounts receivable (note 3)	1,666,667	1,701,494
Due from related organizations	2,500	151,704
Prepaid expenses	95,399	1,600
	<u>1,764,566</u>	<u>1,854,798</u>
CAPITAL ASSETS (note 4)	345,041	259,579
DEFERRED EXPENDITURES (note 5)	376,373	122,444
	<u>2,485,980</u>	<u>2,236,821</u>
LIABILITIES		
CURRENT		
Bank Overdraft (note 6)	1,118,391	824,390
Accounts payable and accrued liabilities	1,603,343	1,032,800
Unexpended revenue (note 7)	282,416	996,857
	<u>3,004,150</u>	<u>2,854,047</u>
NET ASSETS		
Investment in Capital Assets	345,041	259,579
Unrestricted net assets	(863,211)	(876,805)
	<u>(518,170)</u>	<u>(617,226)</u>
	<u>2,485,980</u>	<u>2,236,821</u>

Approved by



**ASSEMBLY OF MANITOBA
CHIEFS SECRETARIAT INC.**

STATEMENT OF CHANGES IN NET ASSETS

AS AT MARCH 31, 2010

	2010	2010	2010	2009
	Unrestricted Net Assets \$	Investment in Capital Assets \$	Net Assets \$	Net Assets \$
Balance, beginning of year	(876,805)	259,579	(617,226)	(321,335)
Prior period adjustment - accounts receivable	<u>(151,395)</u>	<u>-</u>	<u>(151,395)</u>	<u>-</u>
Balance, as restated	(1,028,200)	259,579	(768,621)	(321,335)
Surplus (deficiency) for the year	250,451	-	250,451	(295,891)
Purchase of Capital Assets	(256,529)	256,529	-	-
Amortization of Capital Assets	171,067	(171,067)	-	-
	<u>(863,211)</u>	<u>345,041</u>	<u>(518,170)</u>	<u>(617,226)</u>

**ASSEMBLY OF MANITOBA
CHIEFS SECRETARIAT INC.**

STATEMENT OF OPERATIONS

FOR THE YEAR ENDED MARCH 31, 2010

	2010 Budget (unaudited) \$	2010 Actual \$	2009 Actual \$
REVENUE			
Indian and Northern Affairs Canada (note 9)	4,396,239	4,412,713	4,700,257
First Nations and Inuit Health	2,882,006	3,739,916	3,235,353
Government of Canada - other	287,643	212,102	501,324
Assembly of First Nations	177,539	394,355	200,689
Province of Manitoba	2,384,086	2,374,123	739,610
Miscellaneous Revenue	1,338,158	712,878	1,122,463
	<u>11,465,671</u>	<u>11,846,087</u>	<u>10,499,696</u>
EXPENDITURES			
Advertising and promotion	108,605	167,033	80,601
Amortization	-	171,067	182,539
Bank charges and interest	36,000	25,205	57,173
Consulting fees	1,545,503	1,672,653	1,536,097
Equipment leases and maintenance	60,000	72,567	73,396
Equipment purchases	-	18,677	89,342
Insurance	5,000	8,990	17,047
Meetings	417,310	259,792	316,491
Office	223,492	209,296	206,015
Other	119,778	229,568	373,306
Professional fees	43,500	125,310	87,762
Rent	295,104	237,838	249,361
Repairs and maintenance	29,953	45,785	49,104
Salaries and benefits	5,197,002	5,112,108	4,810,349
Telephone	108,518	125,211	168,660
Training and development	131,867	83,523	85,434
Travel	1,818,677	1,783,081	2,412,910
H1N1 kits	1,247,092	1,247,932	-
	<u>11,387,401</u>	<u>11,595,636</u>	<u>10,795,587</u>
EXCESS (DEFICIENCY) OF REVENUES OVER EXPENDITURES	78,270	250,451	(295,891)
Transfers to capital - purchase of capital assets	(78,270)	(256,529)	(22,205)
NET SURPLUS (DEFICIENCY) FOR THE YEAR	-	(6,078)	(318,096)

ASSEMBLY OF MANITOBA
CHIEFS SECRETARIAT INC.

STATEMENT OF CASH FLOWS

FOR THE YEAR ENDED MARCH 31, 2010

	2010	2009
	\$	\$
OPERATING ACTIVITIES		
Net surplus for the year	250,451	(295,891)
Prior period adjustments	(151,395)	(100,096)
Amortization	171,067	182,539
	<u>270,123</u>	<u>(213,448)</u>
Net change in non-cash working capital balances related to operations	<u>(307,595)</u>	<u>310,079</u>
	<u>(37,472)</u>	<u>96,631</u>
INVESTING ACTIVITIES		
Purchase of capital assets	<u>(256,529)</u>	<u>(22,205)</u>
NET INCREASE (DECREASE) IN CASH	(294,001)	74,426
CASH, BEGINNING OF YEAR	<u>(824,390)</u>	<u>(898,816)</u>
CASH, END OF YEAR	<u><u>(1,118,391)</u></u>	<u><u>(824,390)</u></u>

ASSEMBLY OF MANITOBA
CHIEFS SECRETARIAT INC.

NOTES TO FINANCIAL STATEMENTS

FOR THE YEAR ENDED MARCH 31, 2010

1. NATURE AND OBJECTIVES OF THE ORGANIZATION

The Assembly of Manitoba Chiefs Secretariat Inc. was incorporated on May 17, 1988. The purpose of the organization is to provide coordinated and cooperative activities on behalf of and under the direction of the Assembly of Manitoba Chiefs on issues of common interest and concern, it being understood that the corporation is dedicated exclusively to the social, cultural, educational and economic development of First Nations people who for the most part live on Manitoba reserves.

2. SIGNIFICANT ACCOUNTING POLICIES

These financial statements have been prepared in accordance with Canadian generally accepted accounting policies for not for profit entities, and include the following significant accounting principles:

a) *Capital assets*

Equipment acquired prior to April 1, 1998 is recorded at a nominal value. Additions to equipment subsequent to April 1, 1998 are recorded at cost. Amortization is recorded on a straight-line basis as follows:

Furniture and equipment	5 years
Computer equipment	3 years
Leasehold Improvements	5 years

In the year of acquisition only one-half of the amortization is recorded.

b) *Revenue Recognition*

The organization follows the deferral method of accounting for contributions, which includes government grants and donations. Unrestricted contributions and program grants are recognized as revenue when received or receivable if the amount to be received can be reasonably estimated and collection is reasonably assured. Externally restricted contributions are recognized as revenue in the year in which the related expenses are incurred. Contributions restricted for the purchase of capital assets are amortized into revenue at a rate corresponding with the amortization rate for the related capital asset.

c) *Unexpended contributions*

The excess of revenues over expenses of some programs may require repayment and is recorded as a liability. When approval to retain the funds is received and/or permitted, the excess is recorded as revenue.

d) *Use of estimates*

The preparation of financial statements requires management to make estimates and assumptions that affect the reported amounts of assets and liabilities, the disclosure of contingent assets and liabilities at the date of the financial statements and the reported amounts of revenues and expenses during the year. Actual amounts could differ from those estimates.

**ASSEMBLY OF MANITOBA
CHIEFS SECRETARIAT INC.**

NOTES TO FINANCIAL STATEMENTS

FOR THE YEAR ENDED MARCH 31, 2010

3. ACCOUNTS RECEIVABLE

	2010	2009
	\$	\$
Government of Canada		
Indian and Northern Affairs Canada	680,884	441,959
First Nation and Inuit Health	232,247	139,900
Other	<u>341,005</u>	<u>162,082</u>
	1,254,136	743,941
Province of Manitoba	46,375	127,082
City of Winnipeg	14,650	-
Assembly of First Nations	56,114	-
Centre for Aboriginal Human Resource Development	17,238	-
First Nations Casino Trust	14,565	-
Other	126,068	830,471
Social Planning Council of Winnipeg	12,353	-
Treaty Relations Commission of Manitoba	7,011	-
Winnipeg Regional Health Authority	118,157	-
	<u><u>1,666,667</u></u>	<u><u>1,701,494</u></u>

4. CAPITAL ASSETS

	2010	2010	2010	2009
	\$	\$	\$	\$
	Original Cost	Accumulated Amortization	Net Book Value	Net Book Value
Furniture and equipment	1,083,023	961,133	121,890	159,526
Computers	1,303,576	1,188,833	114,743	100,053
Leasehold Improvements	108,408	-	108,408	-
	<u><u>2,495,007</u></u>	<u><u>2,149,966</u></u>	<u><u>345,041</u></u>	<u><u>259,579</u></u>

**ASSEMBLY OF MANITOBA
CHIEFS SECRETARIAT INC.**

NOTES TO FINANCIAL STATEMENTS

FOR THE YEAR ENDED MARCH 31, 2010

5. DEFERRED EXPENDITURES

The organization has incurred predevelopment costs which it is anticipated will be capitalized into the cost of the following projects. Accordingly these costs have been deferred.

	2010 \$	2009 \$
Southwest Casino	342,806	122,444
Governance House	33,557	-
	<u>376,363</u>	<u>122,444</u>

6. BANK (OVERDRAFT)

The organization has a credit facility agreement with the Royal Bank of Canada in the amount of \$900,000 secured by a general security agreement constituting a first ranking security interest in all personal property of the borrower

7. UNEXPENDED REVENUE

Funder	31-Mar-09 \$	Received \$	Expended \$	31-Mar-10 \$
Aseneskak	-	40,000	(19,779)	20,221
Assembly of First Nations	163,664	91,760	(255,424)	-
Canadian Institute of Health Research	-	119,000	(31,962)	87,038
City of Winnipeg	38,722	145,500	(99,123)	85,099
First Nation & Inuit Health	764,565	1,335,839	(2,028,748)	71,656
Province of Manitoba	29,906	60,000	(71,504)	18,402
	<u>996,857</u>	<u>1,792,099</u>	<u>(2,506,540)</u>	<u>282,416</u>

8. PENSION PLAN

All full-time employees of the organization are required to be members of the Assembly of Manitoba Chief's pension plan, which is a defined benefit pension plan. The organization's contributions made to the plan during the year amounted to approximately \$155,000 (2009-\$159,000).

**ASSEMBLY OF MANITOBA
CHIEFS SECRETARIAT INC.**

NOTES TO FINANCIAL STATEMENTS

FOR THE YEAR ENDED MARCH 31, 2010

9. INAC FUNDING

	<u>2010</u>	<u>2009</u>
	\$	\$
INAC Funding per confirmation	4,396,239	4,544,448
Indian Residential Schools	-	155,809
Mclvor Engagement Session	<u>16,474</u>	<u>-</u>
INAC Funding per financial statements	<u><u>4,412,713</u></u>	<u><u>4,700,257</u></u>
Basic Organizational Capacity	10 2,554,974	2,538,500
Flexible transfer payment projects	11 300,598	700,698
Contribution funded projects	13 747,264	921,500
Indian Residential Schools	17 195,000	5,809
Treaty Relations	18 409,877	328,750
Health programs	21 75,000	75,000
Youth programs	24 <u>130,000</u>	<u>130,000</u>
	<u><u>4,412,713</u></u>	<u><u>4,700,257</u></u>

10. CONTINGENT LIABILITY

The organization's funding agencies may disallow certain expenditures with respect to administration or programming. Adjustments, if any, for disallowed expenditures will be accounted for in the year of determination. As at the date of the audit report, the amount, if any, of the disallowed expenditures was unquantifiable.

11. ECONOMIC DEPENDENCE

The Assembly of Manitoba Chiefs Secretariat Inc. receives a majority of its funding pursuant to funding agreements with the Federal and Provincial governments. Accordingly the organization is economically dependant on continuing funding arrangements to fund future operations and programs.

12. COMPARATIVE FIGURES

The previous year's financial information has been restated, in some instances, to conform to the current year's financial statement presentation.

13. SUBSEQUENT EVENT

Subsequent to year end the organization paid all statutory employee related costs due as at March 31, 2010.

**ASSEMBLY OF MANITOBA
CHIEFS SECRETARIAT INC.**

SCHEDULE OF OPERATIONS

FOR THE YEAR ENDED MARCH 31, 2010

INAC - FLEXIBLE TRANSFER PAYMENTS BASIC ORGANIZATIONAL CAPACITY	2010 Budget (unaudited) \$	2010 Actual \$	2009 Actual \$
REVENUE			
Indian and Northern Affairs Canada	2,538,500	2,554,974	2,558,500
Province of Manitoba	350,000	340,556	327,988
Miscellaneous Revenue	1,376,458	1,694,223	1,494,175
	<u>4,264,958</u>	<u>4,589,753</u>	<u>4,380,663</u>
EXPENDITURE			
Administration	177,993	212,670	277,980
Advertising	42,000	79,154	47,626
Bank charges and interest	36,000	25,205	57,173
Computer purchases	33,000	60,414	15,885
Contracts	140,000	403,153	333,151
Donations	-	5,832	22,184
Equipment leases and maintenance	60,000	72,567	73,396
Equipment purchases	3,000	34,476	3,234
Insurance	5,000	8,990	14,047
Meetings	61,000	3,623	18,131
Office	111,280	84,564	103,853
Other	-	53,544	59,853
Professional fees	31,000	106,885	85,762
Rent	295,104	346,246	249,361
Repairs and maintenance	29,953	45,785	49,104
Salaries and benefits	2,839,088	2,496,095	2,407,768
Telephone	86,000	93,755	95,991
Training and development	21,500	7,363	20,736
Travel	293,040	314,867	325,642
	<u>4,264,958</u>	<u>4,455,188</u>	<u>4,260,877</u>
SURPLUS (DEFICIENCY) FOR THE YEAR	<u>-</u>	<u>134,565</u>	<u>119,786</u>

**ASSEMBLY OF MANITOBA
CHIEFS SECRETARIAT INC.**

SCHEDULE OF OPERATIONS

FOR THE YEAR ENDED MARCH 31, 2010

INAC - FLEXIBLE TRANSFER PAYMENTS PROJECT SUMMARY	2010 Budget (unaudited) \$	2010 Actual \$	2009 Actual \$
REVENUE			
Indian and Northern Affairs Canada	300,598	300,598	83,798
	<u>300,598</u>	<u>300,598</u>	<u>83,798</u>
EXPENDITURE			
Administration	20,298	20,298	9,145
Communications	10,000	5,800	-
Consulting fees	53,000	22,911	-
Meetings	17,000	9,240	3,000
Office	10,000	5,645	-
Other	-	500	-
Salaries and benefits	60,000	68,366	-
Travel	130,300	130,200	73,164
	<u>300,598</u>	<u>262,960</u>	<u>85,309</u>
SURPLUS (DEFICIENCY) FOR THE YEAR	<u>-</u>	<u>37,638</u>	<u>(1,511)</u>

**ASSEMBLY OF MANITOBA
CHIEFS SECRETARIAT INC.**

SCHEDULE OF OPERATIONS

FOR THE YEAR ENDED MARCH 31, 2010

INAC - FLEXIBLE TRANSFER PAYMENT: PROJECTS	Common Election Day		Personal Care Homes		First Nation Safety First		First Nation Water Strategy		Women's Chiefs Committee	
	2010 Budget (unaudited) \$	2010 Actual \$	2010 Budget (unaudited) \$	2010 Actual \$	2010 Budget (unaudited) \$	2010 Actual \$	2010 Budget (unaudited) \$	2010 Actual \$	2010 Budget (unaudited) \$	2010 Actual \$
REVENUE										
Indian and Northern Affairs Canada	182,800	182,800	30,000	30,000	12,000	12,000	22,000	22,000	53,798	53,798
	<u>182,800</u>	<u>182,800</u>	<u>30,000</u>	<u>30,000</u>	<u>12,000</u>	<u>12,000</u>	<u>22,000</u>	<u>22,000</u>	<u>53,798</u>	<u>53,798</u>
EXPENDITURE										
Administration	15,000	15,000	-	-	-	-	-	-	5,298	5,298
Communications	-	5,800	-	-	-	-	-	-	-	-
Consulting fees	41,000	10,911	-	-	12,000	12,000	10,000	-	-	-
Meetings	16,500	2,712	-	3,556	-	-	-	1,920	500	1,052
Office	10,000	6,145	-	-	-	-	-	-	-	-
Salaries and benefits	60,000	60,000	-	-	-	-	-	8,366	-	-
Travel	40,300	62,732	30,000	26,411	-	-	12,000	11,695	48,000	29,362
	<u>182,800</u>	<u>163,300</u>	<u>30,000</u>	<u>29,967</u>	<u>12,000</u>	<u>12,000</u>	<u>22,000</u>	<u>21,981</u>	<u>53,798</u>	<u>35,712</u>
SURPLUS (DEFICIENCY) FOR THE YEAR	<u>-</u>	<u>19,500</u>	<u>-</u>	<u>33</u>	<u>-</u>	<u>-</u>	<u>-</u>	<u>19</u>	<u>-</u>	<u>18,086</u>

**ASSEMBLY OF MANITOBA
CHIEFS SECRETARIAT INC.**

SCHEDULE OF OPERATIONS

FOR THE YEAR ENDED MARCH 31, 2010

INAC - CONTRIBUTION FUNDING PROJECT SUMMARY	2010 Budget (unaudited) \$	2010 Actual \$	2009 Actual \$
REVENUE			
Indian and Northern Affairs Canada	747,476	747,264	1,538,400
First Nation Inuit Health	-	-	24,900
Province of Manitoba	-	-	10,000
Other	-	2,412	1,852
	<u>747,476</u>	<u>749,676</u>	<u>1,575,152</u>
EXPENDITURE			
Administration	37,439	45,462	45,104
Advertising and promotion	18,300	16,978	10,791
Consulting fees	262,900	256,769	401,480
Meetings	58,554	33,293	75,673
Office	6,648	7,168	17,294
Other	-	322	16,599
Salaries and benefits	47,698	119,525	335,788
Travel	315,937	269,170	672,860
Telephone	-	306	26,983
	<u>747,476</u>	<u>748,993</u>	<u>1,602,572</u>
SURPLUS (DEFICIENCY) FOR THE YEAR	<u>-</u>	<u>683</u>	<u>(27,420)</u>

**ASSEMBLY OF MANITOBA
CHIEFS SECRETARIAT INC.**

SCHEDULE OF OPERATIONS

FOR THE YEAR ENDED MARCH 31, 2010

INAC - CONTRIBUTION FUNDING PROJECTS	Child & Family Services		Awakening the Spirit		Remoted & Isolated		Caring for our Own Children & Families		Service Delivery	
	2010 Budget (unaudited) \$	2010 Actual \$	2010 Budget (unaudited) \$	2010 Actual \$	2010 Budget (unaudited) \$	2010 Actual \$	2010 Budget (unaudited) \$	2010 Actual \$	2010 Budget (unaudited) \$	2010 Actual \$
REVENUE										
Indian and Northern Affairs Canada	30,000	30,000	46,500	46,500	-100,000	100,000	55,000	55,000	39,138	39,138
Other	-	2,412	-	-	-	-	-	-	-	-
	<u>30,000</u>	<u>32,412</u>	<u>46,500</u>	<u>46,500</u>	<u>100,000</u>	<u>100,000</u>	<u>55,000</u>	<u>55,000</u>	<u>39,138</u>	<u>39,138</u>
EXPENDITURE										
Administration	-	-	-	-	-	-	-	-	13,046	19,569
Advertising	-	-	6,500	7,034	-	-	5,000	444	-	-
Consulting fees	-	-	10,000	37,500	10,000	4,781	30,000	500	-	-
Meetings	12,800	4,479	-	-	10,000	2,759	-	3,118	-	-
Office	-	1,052	-	-	-	-	-	-	-	-
Other	-	272	-	-	-	50	-	-	-	-
Salaries and benefits	-	11,859	-	2,098	-	15,738	-	32,468	-	-
Telephone	-	306	-	-	-	-	-	-	-	-
Travel	17,200	16,014	30,000	767	80,000	76,783	20,000	21,250	26,092	20,369
	<u>30,000</u>	<u>33,982</u>	<u>46,500</u>	<u>47,399</u>	<u>100,000</u>	<u>100,111</u>	<u>55,000</u>	<u>57,780</u>	<u>39,138</u>	<u>39,938</u>
SURPLUS (DEFICIENCY) FOR THE YEAR	<u>-</u>	<u>(1,570)</u>	<u>-</u>	<u>(899)</u>	<u>-</u>	<u>(111)</u>	<u>-</u>	<u>(2,780)</u>	<u>-</u>	<u>(800)</u>

**ASSEMBLY OF MANITOBA
CHIEFS SECRETARIAT INC.**

SCHEDULE OF OPERATIONS

FOR THE YEAR ENDED MARCH 31, 2010

INAC - CONTRIBUTION FUNDING PROJECTS	Community Engagement Policy Change		Sustainable Housing Infrastructure Strategy		Post Secondary Education		Consultation & Accommodation		Authority Renewal	
	<u>2010 Budget</u> (unaudited) \$	<u>2010 Actual</u> \$	<u>2010 Budget</u> (unaudited) \$	<u>2010 Actual</u> \$	<u>2010 Budget</u> (unaudited) \$	<u>2010 Actual</u> \$	<u>2010 Budget</u> (unaudited) \$	<u>2010 Actual</u> \$	<u>2010 Budget</u> (unaudited) \$	<u>2010 Actual</u> \$
REVENUE										
Indian and Northern Affairs Canada	40,000	40,000	195,000	195,000	35,000	35,000	15,000	15,000	100,000	100,000
	<u>40,000</u>	<u>40,000</u>	<u>195,000</u>	<u>195,000</u>	<u>35,000</u>	<u>35,000</u>	<u>15,000</u>	<u>15,000</u>	<u>100,000</u>	<u>100,000</u>
EXPENDITURE										
Administration	5,000	5,000	-	-	-	-	-	1,500	10,000	10,000
Advertising and promotion	-	-	6,800	9,500	-	-	-	-	-	-
Consulting fees	35,000	35,000	65,000	65,310	10,100	10,850	5,800	5,828	90,000	90,000
Meetings	-	-	20,000	8,068	10,000	9,753	2,800	2,162	-	-
Office	-	-	1,200	1,000	2,500	1,500	2,200	2,868	-	-
Salaries and benefits	-	-	30,000	34,351	-	6,121	-	1,844	-	-
Travel	-	-	72,000	72,089	12,400	6,936	4,200	917	-	-
	<u>40,000</u>	<u>40,000</u>	<u>195,000</u>	<u>190,318</u>	<u>35,000</u>	<u>35,160</u>	<u>15,000</u>	<u>15,119</u>	<u>100,000</u>	<u>100,000</u>
SURPLUS (DEFICIENCY) FOR THE YI	<u>-</u>	<u>-</u>	<u>-</u>	<u>4,682</u>	<u>-</u>	<u>(160)</u>	<u>-</u>	<u>(119)</u>	<u>-</u>	<u>-</u>

**ASSEMBLY OF MANITOBA
CHIEFS SECRETARIAT INC.**

SCHEDULE OF OPERATIONS

FOR THE YEAR ENDED MARCH 31, 2010

**INAC - CONTRIBUTION FUNDING
PROJECTS**

	Transitional Issues and Partnership Opportunitie		Elders' Conference		Skills Link Program	
	2010 Budget	2010 Actual	2010 Budget	2010 Actual	2010 Budget	2010 Actual
	(unaudited) \$	\$	(unaudited) \$	\$	(unaudited) \$	\$
REVENUE						
Indian and Northern Affairs Canada	15,000	15,000	59,450	59,450	17,388	17,176
	<u>15,000</u>	<u>15,000</u>	<u>59,450</u>	<u>59,450</u>	<u>17,388</u>	<u>17,176</u>
EXPENDITURE						
Administration	2,250	2,250	5,405	5,405	1,738	1,738
Advertising and promotion	-	-	-	-	-	-
Consulting fees	7,000	7,000	-	-	-	-
Meetings	2,954	2,954	-	-	-	-
Office	348	348	-	-	400	400
Salaries and benefits	2,448	2,448	-	-	15,250	12,598
Travel	-	-	54,045	54,045	-	-
	<u>15,000</u>	<u>15,000</u>	<u>59,450</u>	<u>59,450</u>	<u>17,388</u>	<u>14,736</u>
SURPLUS (DEFICIENCY) FOR THE YEAR	<u>-</u>	<u>-</u>	<u>-</u>	<u>-</u>	<u>-</u>	<u>2,440</u>

**ASSEMBLY OF MANITOBA
CHIEFS SECRETARIAT INC.**

SCHEDULE OF OPERATIONS

FOR THE YEAR ENDED MARCH 31, 2010

INAC - INDIAN RESIDENTIAL SCHOOLS	2010 Budget (unaudited) \$	2010 Actual \$	2009 Actual \$
REVENUE			
Indian and Northern Affairs Canada	195,000	195,000	150,000
Province of Manitoba	15,000	15,000	-
Other	-	-	1,102
	<u>210,000</u>	<u>210,000</u>	<u>151,102</u>
EXPENDITURE			
Administration	8,900	8,900	-
Advertising	11,500	11,162	7,033
Computer purchases	5,000	5,330	-
Consulting fees	14,500	13,873	4,001
Meetings	11,800	11,785	3,891
Office	400	389	627
Other	3,500	5,986	6,000
Salaries and benefits	122,000	120,906	98,896
Travel	28,400	33,954	30,999
Telephone	4,000	2,134	2,483
	<u>210,000</u>	<u>214,419</u>	<u>153,930</u>
SURPLUS (DEFICIENCY) FOR THE YEAR	<u>-</u>	<u>(4,419)</u>	<u>(2,828)</u>

**ASSEMBLY OF MANITOBA
CHIEFS SECRETARIAT INC.**

SCHEDULE OF OPERATIONS

FOR THE YEAR ENDED MARCH 31, 2010

INAC - TREATY RELATIONS	2010 Budget (unaudited) \$	2010 Actual \$	2009 Actual \$
REVENUE			
Indian and Northern Affairs Canada	409,877	409,877	328,750
Other	-	6,942	-
	<u>409,877</u>	<u>416,819</u>	<u>328,750</u>
EXPENDITURE			
Administration	34,696	62,523	49,312
Advertising	-	3,307	-
Consulting fees	39,300	41,918	19,552
Meetings	11,560	17,319	8,450
Office	-	117	-
Other	-	10,756	6,596
Professional fees	11,000	10,193	-
Salaries and benefits	115,700	114,975	146,828
Travel	197,621	154,978	96,873
Telephone	-	863	1,270
	<u>409,877</u>	<u>416,949</u>	<u>328,881</u>
SURPLUS (DEFICIENCY) FOR THE YEAR	<u>-</u>	<u>(130)</u>	<u>(131)</u>

**ASSEMBLY OF MANITOBA
CHIEFS SECRETARIAT INC.**

SCHEDULE OF OPERATIONS

FOR THE YEAR ENDED MARCH 31, 2010

HEALTH	2010 Budget (unaudited) \$	2010 Actual \$	2009 Actual \$
REVENUE			
Indian and Northern Affairs Canada	75,000	75,000	75,000
First Nation Inuit Health	3,656,572	3,739,916	3,210,453
Assembly of First Nations	-	255,424	384,011
Province of Manitoba	1,712,650	1,694,254	162,844
Other	25,000	205,731	112,742
	<u>5,469,222</u>	<u>5,970,325</u>	<u>3,945,050</u>
EXPENDITURE			
Administration	749,489	841,286	569,654
Advertising and promotion	26,805	44,800	-
Consulting fees	953,860	838,732	424,529
Equipment purchases	7,500	33,640	86,301
Meetings	222,700	170,647	171,298
Office	21,211	50,806	60,003
Other	98,278	306,456	306,057
Salaries and benefits	1,434,090	1,671,597	1,344,821
Travel	702,879	757,146	955,694
Delivery expense	145,000	91,333	-
H1N1 prevention kits	1,102,092	1,156,599	-
Telephone	5,318	15,642	22,098
	<u>5,469,222</u>	<u>5,978,684</u>	<u>3,940,455</u>
SURPLUS (DEFICIENCY) FOR THE YEAR	<u>-</u>	<u>(8,359)</u>	<u>4,595</u>

ASSEMBLY OF MANITOBA
CHIEFS SECRETARIAT INC.

SCHEDULE OF OPERATIONS

FOR THE YEAR ENDED MARCH 31, 2010

HEALTH CONSULTATION	Health Consultation	NNADAP	ICMFNH	Youth Suicide	Health Demonstration	eHealth	NIHB	Pandemic
	2010 Actual \$	2010 Actual \$	2010 Actual \$	2010 Actual \$	2010 Actual \$	2010 Actual \$	2010 Actual \$	2010 Actual \$
REVENUE								
Indian and Northern Affairs Canada	-	-	75,000	-	-	-	-	-
First Nation Inuit Health	225,317	66,795	91,000	90,000	100,000	873,751	19,172	80,000
Province of Manitoba	-	-	194,254	-	-	-	-	-
Other	-	-	24,952	-	-	855	-	-
	<u>225,317</u>	<u>66,795</u>	<u>385,206</u>	<u>90,000</u>	<u>100,000</u>	<u>874,606</u>	<u>19,172</u>	<u>80,000</u>
EXPENDITURE								
Administration	33,798	28,500	60,311	13,500	10,000	131,191	-	12,000
Advertising and Promotion	4,525	-	3,578	-	-	-	-	1,200
Computer equipment	2,865	-	5,207	-	-	13,338	-	-
Consulting fees	9,975	1,500	5,067	-	90,000	237,046	-	266
Meetings	2,334	17,811	6,159	-	-	45,186	-	4,282
Office	1,470	600	556	262	-	16,032	-	103
Other	11,939	-	15,178	14,529	-	25,154	1,050	3,985
Salaries and benefits	156,992	10,000	210,668	43,645	-	279,064	10,622	56,981
Travel	2,159	8,384	78,075	20,506	-	136,340	7,500	1,126
Telephone	1,034	-	407	179	-	1,484	-	-
	<u>227,091</u>	<u>66,795</u>	<u>385,206</u>	<u>92,621</u>	<u>100,000</u>	<u>884,835</u>	<u>19,172</u>	<u>79,943</u>
SURPLUS (DEFICIENCY) FOR THE YEA	<u>(1,774)</u>	<u>-</u>	<u>-</u>	<u>(2,621)</u>	<u>-</u>	<u>(10,229)</u>	<u>-</u>	<u>57</u>

**ASSEMBLY OF MANITOBA
CHIEFS SECRETARIAT INC.**

SCHEDULE OF OPERATIONS

FOR THE YEAR ENDED MARCH 31, 2010

HEALTH CONSULTATION	AHTF Reg Coord	AHTF IGHC	Maternal Child	AHHRI	CEPS	RHS	H1N1	Patient Advocacy
	<u>2010 Actual</u>	<u>2010 Actual</u>	<u>2010 Actual</u>	<u>2010 Actual</u>	<u>2010 Actual</u>	<u>2010 Actual</u>	<u>2010 Actual</u>	<u>2010 Actual</u>
	\$	\$	\$	\$	\$	\$	\$	\$
REVENUE								
First Nation Inuit Health	155,582	374,023	947,896	395,280	321,100	-	-	-
Assembly of First Nations	-	-	-	-	-	255,424	-	-
Province of Manitoba	-	-	-	-	-	-	1,500,000	-
Other	-	-	-	-	-	-	26,250	153,674
	<u>155,582</u>	<u>374,023</u>	<u>947,896</u>	<u>395,280</u>	<u>321,100</u>	<u>255,424</u>	<u>1,526,250</u>	<u>153,674</u>
EXPENDITURE								
Administration	23,337	56,103	95,000	59,292	37,665	38,313	228,138	14,138
Advertising and promotion	-	-	337	19,555	8,560	-	7,045	-
Consulting fees	1,950	80,112	303,918	34,250	40,153	19,174	15,321	-
Equipment purchases	223	-	12,007	-	-	-	-	-
H1N1 prevention kits	-	-	-	-	-	-	1,156,599	-
Meetings	10,481	16,828	25,759	16,237	20,439	4,576	555	-
Office	1,197	841	22,572	3,285	3,048	110	674	56
Other	1,655	7,480	136,289	9,106	7,582	72,120	91,333	389
Salaries and benefits	102,026	61,866	227,999	193,060	109,106	66,705	-	142,863
Travel	13,757	151,023	119,040	64,075	73,374	56,787	25,000	-
Telephone	956	-	5,439	305	601	2,579	749	1,909
	<u>155,582</u>	<u>374,253</u>	<u>948,360</u>	<u>399,165</u>	<u>300,528</u>	<u>260,364</u>	<u>1,525,414</u>	<u>159,355</u>
SURPLUS (DEFICIENCY) FOR THE YEAR	<u>-</u>	<u>(230)</u>	<u>(464)</u>	<u>(3,885)</u>	<u>20,572</u>	<u>(4,940)</u>	<u>836</u>	<u>(5,681)</u>

**ASSEMBLY OF MANITOBA
CHIEFS SECRETARIAT INC.**

SCHEDULE OF OPERATIONS

FOR THE YEAR ENDED MARCH 31, 2010

YOUTH PROJECTS SUMMARY	2010 Budget (unaudited) \$	2010 Actual \$	2009 Actual \$
REVENUE			
Indian and Northern Affairs Canada	130,000	130,000	130,000
Province of Manitoba	296,341	284,313	118,778
Heritage Canada	120,000	120,000	110,000
Other	214,986	176,062	149,486
	<u>761,327</u>	<u>710,375</u>	<u>508,264</u>
EXPENDITURE			
Administration	29,050	29,669	29,232
Consulting fees	35,750	63,496	20,134
Equipment purchases	29,770	32,938	6,127
Office	52,048	42,422	50,240
Other	17,000	11,595	15,005
Salaries and benefits	391,390	374,656	320,289
Training and development	109,967	75,760	64,698
Travel	85,552	65,068	51,710
Telephone	10,800	9,884	14,223
	<u>761,327</u>	<u>705,488</u>	<u>571,658</u>
SURPLUS (DEFICIENCY) FOR THE YEAR	<u>-</u>	<u>4,887</u>	<u>(63,394)</u>

**ASSEMBLY OF MANITOBA
CHIEFS SECRETARIAT INC.**

SCHEDULE OF OPERATIONS

FOR THE YEAR ENDED MARCH 31, 2010

YOUTH PROJECTS	Eagle's Nest		Eagle Urban Transition Centre		Traditional Youth Gathering		Regional Youth Gathering		Youth Employment	
	<u>2010 Budget</u> (unaudited) \$	<u>2010 Actual</u> \$	<u>2010 Budget</u> (unaudited) \$	<u>2010 Actual</u> \$	<u>2010 Budget</u> (unaudited) \$	<u>2010 Actual</u> \$	<u>2010 Budget</u> (unaudited) \$	<u>2010 Actual</u> \$	<u>2010 Budget</u> (unaudited) \$	<u>2010 Actual</u> \$
REVENUE										
Indian and Northern Affairs Canac	-	-	-	-	-	-	130,000	130,000	-	-
Heritage Canada	120,000	120,000	-	-	-	-	-	-	-	-
Province of Manitoba	27,670	27,670	218,671	204,954	40,000	44,000	-	500	10,000	7,189
Other	146,500	100,773	21,965	33,964	-	125	-	534	46,521	40,666
	<u>294,170</u>	<u>248,443</u>	<u>240,636</u>	<u>238,918</u>	<u>40,000</u>	<u>44,125</u>	<u>130,000</u>	<u>131,034</u>	<u>56,521</u>	<u>47,855</u>
EXPENDITURE										
Administration	13,900	13,900	6,150	6,150	6,000	6,619	3,000	3,000	-	-
Consulting fees	17,250	156	4,000	3,962	5,000	12,451	9,500	46,927	-	-
Equipment purchases	29,770	26,326	-	-	-	6,612	-	-	-	-
Office	3,750	5,626	39,098	35,062	3,200	634	6,000	1,100	-	-
Other	11,100	6,483	4,600	2,461	800	2,083	-	-	500	568
Salaries and benefits	151,100	151,546	180,936	183,902	-	-	11,500	10,198	47,854	29,010
Training and development	47,800	35,240	-	-	-	-	55,000	40,320	7,167	200
Travel	11,100	6,937	3,452	1,900	25,000	22,082	45,000	33,404	1,000	745
Telephone	8,400	2,229	2,400	7,655	-	-	-	-	-	-
	<u>294,170</u>	<u>248,443</u>	<u>240,636</u>	<u>241,092</u>	<u>40,000</u>	<u>50,481</u>	<u>130,000</u>	<u>134,949</u>	<u>56,521</u>	<u>30,523</u>
SURPLUS (DEFICIENCY) FOR THE	<u>-</u>	<u>-</u>	<u>-</u>	<u>(2,174)</u>	<u>-</u>	<u>(6,356)</u>	<u>-</u>	<u>(3,915)</u>	<u>-</u>	<u>17,332</u>

**ASSEMBLY OF MANITOBA
CHIEFS SECRETARIAT INC.**

STATEMENT OF OPERATIONS

FOR THE YEAR ENDED MARCH 31, 2010

OTHER PROJECTS	2010 Budget (unaudited) \$	2010 Actual \$	2009 Actual \$
REVENUE			
Indian and Northern Affairs Canada	-	-	5,809
Government of Canada	167,643	92,102	11,850
Assembly of First Nations	177,539	138,931	117,313
Province of Manitoba	40,000	40,000	120,000
Other	70,000	39,512	501,014
	<u>455,182</u>	<u>310,545</u>	<u>755,986</u>
EXPENDITURE			
Administration	36,630	25,666	49,700
Consulting fees	62,893	41,233	278,969
Meetings	37,650	16,838	42,939
Office	14,151	3,583	9,860
Other	1,000	16,078	60,640
Salaries and benefits	187,958	146,698	254,855
Travel	112,500	57,698	217,603
Telephone	2,400	2,627	8,096
	<u>455,182</u>	<u>310,421</u>	<u>922,662</u>
SURPLUS (DEFICIENCY) FOR THE YEAR	<u>-</u>	<u>124</u>	<u>(166,676)</u>

**ASSEMBLY OF MANITOBA
CHIEFS SECRETARIAT INC.**

STATEMENT OF OPERATIONS

FOR THE YEAR ENDED MARCH 31, 2010

CONFERENCES AND OTHER PROJECTS	Human Trafficking		Oral History		Vice Chiefs Office		Manitoba Network Environment for Aboriginal Health Research	
	2010 Budget (unaudited) \$	2010 Actual \$	2010 Budget (unaudited) \$	2010 Actual \$	2010 Budget (unaudited) \$	2010 Actual \$	2010 Budget (unaudited) \$	2010 Actual \$
REVENUE								
Government of Canada	100,000	24,459	67,643	67,643	-	-	-	-
Assembly of First Nations	-	-	-	-	177,539	138,931	-	-
Province of Manitoba	40,000	40,000	-	-	-	-	-	-
Other	-	7,550	-	-	-	-	70,000	31,962
	<u>140,000</u>	<u>72,009</u>	<u>67,643</u>	<u>67,643</u>	<u>177,539</u>	<u>138,931</u>	<u>70,000</u>	<u>31,962</u>
EXPENDITURE								
Administration	-	10,801	-	-	26,630	7,865	10,000	7,000
Advertising and promotion	-	894	-	-	-	2,098	-	-
Consulting fees	27,250	12,235	25,643	21,798	-	-	10,000	7,200
Meetings	37,650	15,252	-	320	-	418	-	848
Office	10,600	15	-	-	-	789	-	-
Other	-	1,440	1,000	1,000	-	9,969	-	677
Rent	-	-	-	-	3,551	2,779	-	-
Salaries and benefits	20,000	19,472	41,000	44,401	126,958	82,825	-	-
Travel	44,500	11,900	-	-	18,000	29,561	50,000	16,237
Telephone	-	-	-	-	2,400	2,627	-	-
	<u>140,000</u>	<u>72,009</u>	<u>67,643</u>	<u>67,519</u>	<u>177,539</u>	<u>138,931</u>	<u>70,000</u>	<u>31,962</u>
SURPLUS (DEFICIENCY) FOR THE YEAR	<u>-</u>	<u>-</u>	<u>-</u>	<u>124</u>	<u>-</u>	<u>-</u>	<u>-</u>	<u>-</u>

Hatch **HATCH WILSON**
CHARTERED ACCOUNTANTS

205 -1 WESLEY AVENUE
WINNIPEG, MB R3C 4C6
T: (204) 943-2441
F: (204) 943-9315

July 8, 2010

To the Members
Assembly of Manitoba Chiefs, Secretariat Inc.

RE: Audit of March 31, 2010 Financial Statements

The objective of an audit is to obtain reasonable assurance whether the financial statements are free of material misstatement and it is not designed to identify matters to communicate. Accordingly, our audit would not usually identify all such matters that may be of interest to management in discharging its responsibilities and it is inappropriate to conclude that no such matters exist.

During the course of our audit of the financial statements for the year ended March 31, 2010, we did not identify any material misstatements or significant weaknesses in internal control.

However, we wish point out some matters that occurred since the prior year's audit. They are outlined on the attached sheet.

We would like to express our appreciation for the co-operation and assistance we received during the course of our audit from the finance staff.

This communication is prepared solely for the information of management and is not intended for any other purpose.

Yours truly,
HATCH WILSON



Russell G. Hatch, C.A., C.F.E.

ITEMS OF NOTE

1. Budgets

Budgets are a management tool used for multiple purposes. First it is a guideline for the comparison of actual results to the projected operations during the year. It is also a tool for the evaluation of the performance of management.

Management has re-evaluated its policy with respect to the preparation of budgets. The budgets are only being amended when new revenues are confirmed, which aids in evaluating the new projects and their performance.

2. Filing

Filing is being done on a timelier basis. This allows for an easier time finding information for purposes of doing the audit and for finding information for accounting purposes.

3. Bank reconciliations

The bank reconciliations were completed on a monthly basis. This is providing more accurate financial information for management to make decisions.

4. General ledger

At the end of the current fiscal year, the general ledger was restructured in order to improve the financial information that can be provided. Once the restructuring is completed and the finance staff trained on the new input procedures, there will be an increased ability to provide a variety of information for financial reports that were not previously available.

5. Signing for honoraria and travel

Signing sheets for distribution of honoraria and travel cheques are not being completed properly. Not everyone who receives a cheque signs the form and sometimes the form is signed but the cheque is not disbursed.

Management and staff need to ensure that proper procedures are followed. This will provide better information for the finance department. Also, it will provide a better record for determining attendance at the various meetings and assemblies held throughout the year.

REVIEW ENGAGEMENT REPORT

To the Board of Directors,
Assembly of Manitoba Chiefs, Secretariat Inc.

We have reviewed the schedules of salaries, honoraria, travel expense and other remuneration of Assembly of Manitoba Chiefs, Secretariat Inc. for the year ended March 31, 2010. Our review was made in accordance with Canadian generally accepted standards for review engagements and accordingly consisted primarily of enquiry, analytical procedures and discussion related to information supplied to us by the company.

A review does not constitute an audit and consequently we do not express an audit opinion on these financial statements.

Based on our review, nothing has come to our attention that causes us to believe that these financial statements are not, in all material respects, in accordance with Canadian generally accepted accounting principles.

The financial schedule for the year ended March 31, 2010 was compiled by us. We have not audited, reviewed or otherwise attempted to verify their accuracy or completeness.

Hatch Wilson

WINNIPEG, MANITOBA
June 11, 2010

CHARTERED ACCOUNTANTS

Assembly of Manitoba Chiefs Secretariat Inc.

**Schedule of Salaries, Honoraria, Travel Expenses and Other Remuneration
Elected or Appointed Officials**

s.19(1)


s.20(1)(b)

For the Year ended March 31, 2010

Name		Salary	Other	Total	Travel
Alex James Robinson	Chief				
Alpheus Brass	Chief				
Andrew Colomb	Chief				
Arlend Dumas	Chief				
Bailey Colon	Chief				
Barry swan	Chief				
Betsy Kennedy	Chief				
Bill Traverse	Regional Chief				
Chris Baker	Chief				
Clarence Easter	Chief				
Cornell Pashe	Chief				
David Beardy	Chief				
David Crate	Chief				
David Harper	Chief				
David McDougall	Chief				
David Meeches	Chief				
David Traverse	Chief				
Deborah Chief	Chief				
Delbert McKay	Chief				
Derek Nepinak	Chief				
Dino Flett	Chief				
Donovan Fontaine	Chief				
Duke Beardy	Chief				
Emery Stagg	Chief				
Eric Apetagon	Chief				
Ernie Bussidor	Chief				
Francine Meeches	Chief				
Franklin Brown	Chief				
Furlon Barker	Chief				
Garnet Woodhouse	Chief				
Garrison Settee	Chief				
George Kemp	Chief				
George Neepin	Chief				
Gilbert Andrews	Chief				
Glenn Hudson	Chief				
Gordon Ledoux	Chief				
Harold Crow	Chief				
Harvey Nepinak	Chief				
Hector Shorting	Chief				
Jeffrey Napoakesik	Chief				
Jerry Knott	Chief				
Jim Moore	Chief				
Jim Tobacco	Chief				
Joe Dantouze	Chief				
John Thunder	Chief				
Johnny Saunders	Chief				
Ken Chalmers	Chief				
Larry Barker	Chief				
Larry Knott	Chief				
Leslie Baker	Chief				

Lloyd McKay
Marcel Balfour
Martin Owens
Michael Constant
Michael Joe Flett
Murray Clearsky
Norman Bone
Norman Glen Ross
Oliver Okemow
Ovide Mercredi
Ralph Beaulieu
Ron Evans
Ronald Harper
Roy Bighetty
Russell Beaulieu
Russell Lambert
Sheldon Kent
Terry Nelson
Tony Marsden
Wilfred McKay

Chief
Chief
Chief
Chief
Chief
Chief
Chief
Chief
Chief
Chief
Chief
Grand Chief
Chief
Chief
Chief
Chief
Chief
Chief
Chief
Chief



s.19(1)
s.20(1)(b)

Assembly of Manitoba Chiefs Secretariat Inc.

Schedule of Salaries, Honoraria, Travel Expenses and Other Remuneration
Unelected Senior Officials

For the Year ended March 31, 2010

	Months	Salary	Other	Total	Travel
Executive Director	12				
Chief of Political Staff	12				
Director of Human Resources	12				
Director of Health	12				
Program manager	12				
Program manager	12				
Program manager	12				
Program manager	12				
Program manager	12				
Program manager	12				
Program manager	12				
Program manager	12				
Program manager	12				
Program manager	12				
Program manager	12				
Program manager	12				
Program manager	12				
Program manager	12				
Program manager	12				

s.19(1)
s.20(1)(b)

REVIEW ENGAGEMENT REPORT

To the Board of Directors,
Assembly of Manitoba Chiefs, Secretariat Inc.

We have reviewed the schedule of federal government funding of Assembly of Manitoba Chiefs, Secretariat Inc. for the year ended March 31, 2010. Our review was made in accordance with Canadian generally accepted standards for review engagements and accordingly consisted primarily of enquiry, analytical procedures and discussion related to information supplied to us by the company.

A review does not constitute an audit and consequently we do not express an audit opinion on these financial statements.

Based on our review, nothing has come to our attention that causes us to believe that these financial statements are not, in all material respects, in accordance with Canadian generally accepted accounting principles.

The financial schedule for the year ended March 31, 2010 was compiled by us. We have not audited, reviewed or otherwise attempted to verify their accuracy or completeness.

Hatch Wilson

WINNIPEG, MANITOBA
June 11, 2010

CHARTERED ACCOUNTANTS

Assembly of Manitoba Chiefs Secretariat Inc.

**Schedule of Federal Government Funding
For the Year ended March 31, 2010**

Federally funded programs and services	Federal funding received	Unexpended federal funding - beginning of year	Adjustments/t ransfers	Total federal funding available	Federal funding expended
Indian and Northern Affairs					
Basic Organizational Capacity	2,554,974	-	-	2,554,974	4,455,188
Consultation and Policy Development - flexible	246,800	-	-	246,800	227,248
Consultation and Policy Development - contribution	878,470	-	-	878,470	
Aboriginal Representative Organizations	53,798	-	-	53,798	35,712
Social Development Program Management Infrastructure Initiative	75,000	-	-	75,000	75,000
Treaty Commissions and Discussions	102,907	-	-	102,907	
Federal Initiative on Consultations	15,000	-	-	15,000	15,119
Advocacy and Public Education	195,000	-	-	195,000	190,318
Parental and Community Engagement Strategy	59,450	-	-	59,450	59,450
First Nations and Inuit - Skills Link Program	130,000	-	-	130,000	134,949
First Nations and Inuit - Skills Link Program - work-placements-	17,176	-	-	17,176	14,736
FNCFS-Social Development Program Management Infrastructure	30,000	-	-	30,000	33,982
Service Delivery	39,138	-	-	39,138	39,938
Manitoba	15,000	-	-	15,000	15,000
	4,412,713	-	-	4,412,713	5,296,640
First Nation and Inuit Health					
Maternal Child Health	802,634	145,262	-	947,896	948,360
Aboriginal Health Transition Fund	155,582	374,023	-	529,605	529,835
Aboriginal Health Human Resources Initiative	220,000	175,280	-	395,280	399,165
Health Funding - Set funding	1,546,035	-	-	1,546,035	1,855,663
Community Programs	251,100	70,000	-	321,100	300,528
	2,975,351	764,565	-	3,739,916	4,033,551
Status of Women	24,459	-	-	24,459	24,459
Heritage Canada					
Manitoba Treaties Oral History Project	67,643	-	-	67,643	67,519
Heritage Canada	120,000	-	-	120,000	248,443
	187,643	-	-	187,643	315,962
Grand Total	7,600,166	764,565	-	8,364,731	9,670,612

Nori Rubert - RE: 09/10 audit questions

From: Gary Julius <gjulius@manitobachiefs.com>
To: 'Nori Rubert' <Nori.Rubert@inac-ainc.gc.ca>
Date: 9/23/2010 12:35 PM
Subject: RE: 09/10 audit questions
CC: "rhatch@hatchwilson.mb.ca" <rhatch@hatchwilson.mb.ca>
Attachments: net asset restatement prior year.pdf; deferred revenue.pdf

In answer to your questions the following information is provided:

1. Attached is the working paper respecting the prior year presentation on the Statement of Changes in Net Assets. The change was made to comply with the financial statement presentation required for not for profit GAAP.
2. Unexpended revenue - note 7 to the FS - GAAP does not require transfers to or from unearned (deferred) revenue to be identified separately in the Statement of Operations. Accordingly the prior year's presentation was not adopted. In order to assist you the following information is provided
 - a. FNIH - refer to attached continuity schedule and pages 20 and 21 of the audited financial statements
 - b. Assembly of First Nations - Regional Health Survey (RHS) - refer to page 21 of the audited financial statements
 - c. Canadian Institute of Health Research - Manitoba Network Environment for Aboriginal Health Research - refer to page 21 of the audited financial statements
 - d. City of Winnipeg - Eagle's Nest - refer to page 23 of the audited financial statements - included in other income (99,123 plus misc income of 1,650)
 - e. Province of Manitoba - ICMFNH - refer to page 20 of the audited financial statements - Aboriginal and Northern Affairs (71,504), Health (72,750), Family Services (50,000)
 - f. Asenaskak - included in miscellaneous revenue on page 10
3. Prior period adjustment of \$151,395 pertains to the write off the receivable from MFNERC. I do not know why it was reported in the 2008-09 audit as \$151,704

-----Original Message-----

From: Nori Rubert [mailto:Nori.Rubert@inac-ainc.gc.ca]
Sent: Thursday, August 26, 2010 11:21 AM
To: Nori Rubert; Gary Julius
Subject: Re: 09/10 audit questions

Gary, I have not received a response to this. Has this been forwarded on to the auditor for clarification.

>>> Nori Rubert 8/18/2010 2:45 PM >>>

1. Where is the restatement of the 08/09 net deficit from (135,551) to (295,891), increase of \$160,340 reflected in the 09/10 equity breakdown/F/S.

OCT 4 '10 PM 2:28

2. Where does note 7 regarding unexpended revenue come into play in the Income Statement. In last year's audit presentation the deferrals in and out were included in the income statement. This year's presentation excludes this information. I need this information since it is fed into our computer system which populates last year info.

3. Is there a breakdown of the prior period adjustment of \$151,395? Are there other things included besides Accounts Receivable adjusted.

Nori Rubert
Funding Services Officer
Phone (204) 983-8748
Fax (204) 983-2936

nori.rubert@inac.gc.ca

March 31, 2009

	Unrestricted Net Assets	Investment In Capital	Net Assets
Balance, beginning of year	(641,152)	419,913	(221,239)
stale dated cheques written off	(4,031)		(4,031)
adjust accounts payable and accounts receivable	(96,065)		(96,065)
Balance, beginning of year, as restated	<u>(741,248)</u>	<u>419,913</u>	<u>(321,335)</u>
surplus (deficiency) for the year	(295,891)		(295,891)
purchase of capital assets	(22,205)	22,205	-
amortization of capital assets	182,539	(182,539)	-
	<u>(135,557)</u>	<u>(160,334)</u>	<u>(295,891)</u>
	<u>(876,805)</u>	<u>259,579</u>	<u>(617,226)</u>

References

AMC 2009-10 audited financial statements - Statement of Changes in Net Assets, page 4

AMC 2008-09 audited financial statements - Statement of Changes in Fund Balances, page 5

AMC 2008-09 audited financial statements - Capital Fund (note 10), page 10

Unexpended Contributions

Funder	Program	31/03/09	received	expended	31/03/10
Assembly of First Nations	Regional Health Survey	163,664.20	91,760.00	(255,424.20)	-
Aseneskak	Economic development strategy		40,000.00	(19,779.38)	20,220.62
Canadian Institutes of Health Research	Manitoba Network Environment for Aboriginal Health Research		119,000.00	(31,962.07)	87,037.93
City of Winnipeg	Eagle's Nest	38,721.77	145,500.00	(99,122.82)	85,098.95
First Nation & Inuit Health	Maternal Child Health	145,262.33	802,634.00	(947,896.33)	-
First Nation & Inuit Health	Aboriginal Health and Human Resource Initiative	175,280.22	220,000.00	(395,280.22)	-
First Nation & Inuit Health	Aboriginal Health Transition Fund	374,023.08	210,000.00	(529,605.02)	54,418.06
First Nation & Inuit Health	Non-Insured Health Benefits	-	30,000.00	(19,171.67)	10,828.33
First Nation & Inuit Health	National Native Alcohol & Drug Abuse Program		73,205.00	(66,794.56)	6,410.44
First Nation & Inuit Health	Infant Mortality	70,000.00	-	(70,000.00)	-
Province of Manitoba	Inter-government Committee on Manitoba First Nations Health	29,905.80	60,000.00	(71,504.49)	18,401.31
		<u>996,857.40</u>	<u>1,792,099.00</u>	<u>(2,506,540.76)</u>	<u>282,415.64</u>

Nori Rubert - Treaty Relations

From: Gary Julius <gjulius@manitobachiefs.com>
To: 'Shannon Poole' <Shannon.Poole@inac-ainc.gc.ca>, Nori Rubert <Nori.Rubert@inac-ainc.gc.ca>
Date: 9/16/2010 3:54 PM
Subject: Treaty Relations
CC: Gail Flett <gflett@manitobachiefs.com>, "rhatch@hatchwilson.mb.ca" <rhatch@hatchwilson.mb.ca>
Attachments: AMC Stmt of Operations Departmental breakdown by amendment.pdf

Based on a preliminary review of the program's general ledger transactions, I have compiled unaudited draft schedules for Treaty Relations funding received. The schedules are subject to approval by the program manager, Gail Flett, and need to be attested to by the auditor. I am sending you the unaudited info now as Gail is out of the office until Oct 5. Upon her return I will review the schedules with her and then forward to the auditor for his review. In the interim let me know if you have any questions

Gary

Assembly of Manitoba Chiefs - Secretariat

Statement of Operations

Treaty Relations

Consolidated

For The Year April 1, 2009 - March 31, 2010

Unaudited

		YTD Actual 2009/2010	12 Month Budget 2009/2010	12 Month Variance
Revenue:				
Indian and Northern Affairs Canada	4000-245	409,877.00	409,877.00	0.00
Other Revenue	4100-245	6,941.98	0.00	(6,941.98)
		<u>416,818.98</u>	<u>409,877.00</u>	<u>(6,941.98)</u>
Expenditures:				
Salaries and Benefits	245	114,975.30	115,700.00	724.70
Travel	5100-245	154,978.48	197,621.00	42,642.52
Administration	5150-245	62,522.84	34,696.00	(27,826.84)
O & M Expenses	5345-245	10,756.38	0.00	(10,756.38)
Advertising	5200-245	3,306.90	0.00	(3,306.90)
Meetings	5211-245	0.00	0.00	0.00
Contracts	5222-245	41,917.69	39,300.00	(2,617.69)
Meeting expense	5232-245	17,319.46	11,560.00	(5,759.46)
Legal Services	5310-245	10,192.58	11,000.00	807.42
Office Supplies	5320-245	116.49	0.00	(116.49)
Telephone	5360-245	862.80	0.00	(862.80)
		<u>416,948.92</u>	<u>409,877.00</u>	<u>(7,071.92)</u>
Net Fund Balance		<u>(\$129.94)</u>	<u>\$0.00</u>	<u>\$129.94</u>

Assembly of Manitoba Chiefs - Secretariat

Statement of Operations

Treaty Relations

Coordination, Facilitation & Communication - Phase IV

For The Year April 1, 2009 - March 31, 2010

Unaudited

		YTD Actual 2009/2010	12 Month Budget 2009/2010	12 Month Variance
Revenue:				
Indian and Northern Affairs Canada	4000-245	266,970.00	266,970.00	0.00
Other Revenue	4100-245	6,441.98	0.00	(6,441.98)
		273,411.98	266,970.00	(6,441.98)
Expenditures:				
Salaries and Benefits	245	114,975.30	115,700.00	724.70
Travel	5100-245	48,657.80	94,200.00	45,542.20
Administration	5150-245	51,735.84	24,020.00	(27,715.84)
O & M Expenses	5345-245	10,756.38	0.00	(10,756.38)
Advertising	5200-245	3,306.90	0.00	(3,306.90)
Meetings	5211-245	0.00	0.00	0.00
Contracts	5222-245	26,436.10	18,100.00	(8,336.10)
Meeting expense	5232-245	5,952.93	3,950.00	(2,002.93)
Legal Services	5310-245	10,192.58	11,000.00	807.42
Office Supplies	5320-245	116.49	0.00	(116.49)
Telephone	5360-245	862.80	0.00	(862.80)
		272,993.12	266,970.00	(6,023.12)
Net Fund Balance		\$418.86	\$0.00	(\$418.86)

Assembly of Manitoba Chiefs - Secretariat

Statement of Operations
Treaty Relations
Evaluation Engagement Process
For The Year April 1, 2009 - March 31, 2010
Unaudited

		YTD Actual 2009/2010	12 Month Budget 2009/2010	12 Month Variance
Revenue:				
Indian and Northern Affairs Canada	4000-245	40,000.00	40,000.00	0.00
Other Revenue	4100-245			0.00
		40,000.00	40,000.00	0.00
Expenditures:				
Salaries and Benefits	245	0.00	0.00	0.00
Travel	5100-245	27,399.90	28,611.00	(1,211.10)
Administration	5150-245	2,000.00	1,389.00	611.00
O & M Expenses	5345-245	0.00	0.00	0.00
Advertising	5200-245	0.00	0.00	0.00
Meetings	5211-245	0.00	0.00	0.00
Contracts	5222-245	8,481.59	10,000.00	(1,518.41)
Meeting expense	5232-245	2,206.23	0.00	2,206.23
Legal Services	5310-245	0.00	0.00	0.00
Office Supplies	5320-245	0.00	0.00	0.00
Telephone	5360-245	0.00	0.00	0.00
		40,087.72	40,000.00	87.72
Net Fund Balance		(\$87.72)	\$0.00	(\$87.72)

Assembly of Manitoba Chiefs - Secretariat

Statement of Operations

Treaty Relations

Coordination, Facilitation & Communication - Phase IV

For The Year April 1, 2009 - March 31, 2010

Unaudited

		YTD Actual 2009/2010	12 Month Budget 2009/2010	12 Month Variance
Revenue:				
Indian and Northern Affairs Canada	4000-245	29,500.00	29,500.00	0.00
Other Revenue	4100-245			0.00
		29,500.00	29,500.00	0.00
Expenditures:				
Salaries and Benefits	245	0.00	0.00	0.00
Travel	5100-245	12,107.34	12,640.00	(532.66)
Administration	5150-245	6,000.00	6,000.00	0.00
O & M Expenses	5345-245	0.00	0.00	0.00
Advertising	5200-245	0.00	0.00	0.00
Meetings	5211-245	0.00	0.00	0.00
Contracts	5222-245	7,000.00	7,500.00	(500.00)
Meeting expense	5232-245	4,662.08	3,360.00	1,302.08
Legal Services	5310-245	0.00	0.00	0.00
Office Supplies	5320-245	0.00	0.00	0.00
Telephone	5360-245	0.00	0.00	0.00
		29,769.42	29,500.00	269.42
Net Fund Balance		(\$269.42)	\$0.00	(\$269.42)

Assembly of Manitoba Chiefs - Secretariat

Statement of Operations

Treaty Relations

Special Chiefs' Assembly

For The Year April 1, 2009 - March 31, 2010

Unaudited

		YTD Actual 2009/2010	12 Month Budget 2009/2010	12 Month Variance
Revenue:				
Indian and Northern Affairs Canada	4000-245	73,407.00	73,407.00	0.00
Other Revenue	4100-245	500.00		500.00
		73,907.00	73,407.00	500.00
Expenditures:				
Salaries and Benefits	245			0.00
Travel	5100-245	66,813.44	62,170.00	4,643.44
Administration	5150-245	2,787.00	3,287.00	(500.00)
O & M Expenses	5345-245			0.00
Advertising	5200-245	0.00		0.00
Meetings	5211-245	0.00	0.00	0.00
Contracts	5222-245	0.00	3,700.00	(3,700.00)
Meeting expense	5232-245	4,498.22	4,250.00	248.22
Legal Services	5310-245			0.00
Office Supplies	5320-245	0.00	0.00	0.00
Telephone	5360-245			0.00
		74,098.66	73,407.00	691.66
Net Fund Balance		(\$191.66)	\$0.00	(\$191.66)

Nori Rubert - RE: 2009-2010 AMC Audit Schedules

From: Gary Julius <gjulius@manitobachiefs.com>
To: 'Shannon Poole' <Shannon.Poole@inac-ainc.gc.ca>
Date: 9/10/2010 4:05 PM
Subject: RE: 2009-2010 AMC Audit Schedules
CC: Julie Wallace <Julie.Wallace@inac-ainc.gc.ca>, Nori Rubert <Nori.Rubert@inac-ainc.gc.ca>, Penelope Epp <Penelope.Epp@inac-ainc.gc.ca>, Tina Kabestra <Tina.Kabestra@inac-ainc.gc.ca>, Irene Linklater <ilinklater@manitobachiefs.com>, Debbie Burka <dburka@manitobachiefs.com>, "rhatch@hatchwilson.mb.ca" <rhatch@hatchwilson.mb.ca>, Holly Staples <hstaples@manitobachiefs.com>
Attachments: P 15-16 revised 2010-09-10.pdf

In response to the concerns set out in the below e-mail we advise that

1. Treaty Relations

- Notwithstanding that AMC sought and received advice from the Department with respect to the financial statement presentation of the funds provided we have discussed this matter with our auditor and the requested schedules will be prepared and forward them to you by September 24, 2010
- We note that Funding Services has agreed to exclude a review on the Treaty Commissions Co-ordination Facilitation project as the meeting to discuss the final report is not being held until November and that a decision to release \$24,270 in PAYE will be made once the final report has been resolved and the separate schedules have been provided

2. Leadership and Governance

- You have requested that we provide you with the course material. The information has been received from the facilitator and will be delivered to you on Sept 13
- You have requested that the budget information as presented on page 15 of the audited financial statements be amended to agree with the budget information provided in the proposal. Please replace page 15 of the audited financial statements with the amended schedule attached

3. Transitional Issues and Partnership Opportunities (Eagle Urban Transition Centre)

- You have requested that the title of the schedule as presented on page 16 of the audited financial statements be changed from the project name (description) identified in the proposal and attached to the amendment to the project name (description) referenced in section 10.1 a) of the amendment. Please replace page 16 of the audited financial statements with the amended schedule attached

We request that the October funds of \$250,000 currently identified in the FNITP system as "held" be released as scheduled on October 1. The additional information requested with respect to the Leadership and Governance project will be delivered to you on Sept 13. The changes to the financial statement presentation for the Treaty Commissions Co-

ordination Facilitation project will be made as requested and in any event the amount in PAYE is being held pending your review in November. Further the omission to provide separate schedules was a result of a misunderstanding with respect to information by the Department to AMC

Gary Julius, CA
Director of Finance

-----Original Message-----

From: Shannon Poole [mailto:Shannon.Poole@inac-ainc.gc.ca]
Sent: Friday, September 03, 2010 5:56 PM
To: Gary Julius; Holly Staples
Cc: Julie Wallace; Nori Rubert; Penelope Epp; Tina Kabestra; Irene Linklater
Subject: 2009-2010 AMC Audit Schedules

Hello Holly and Gary,

This e-mail to follow up with my discussions with yourself, Holly Staples, on August 13th. As well as discussions on August 23, 2010 with Holly Staples and Irene Linklater regarding what is required from the 2009-2010 AMC audit for schedules relating to Treaty Commission, Leadership and Accommodation and the OFI funding.

It's been difficult for Gary and myself to get a hold of each other to discuss these particular audit schedules, so I'll send what has been discussed with Holly and Irene in an e-mail.

In regards to the Treaty Commission funding, separate schedules are required. Holly had stated that Mike had sent an e-mail that separate schedules were not required. Unfortunately, Mike does not have authority to have sent that e-mail. The funding flowed under Penelope Epp's RCM and the funding is provided by Fred Chafe's shop. The Treaty Commission funding flowed as a contribution type funding. Please refer to the Year End Financial Reporting Handbook dated February 2010 Section 6.1 regarding contribution type funding. It does state in the handbook that "present the information for the Programs/Services/Projects identified as a Contribution in the Funding Agreement separately and individually and shall not combine the information for the Programs/Services/Projects identified as Flexible Transfer Payments or Block Funding with the information for the Programs/Services/Projects identified as Contribution. The funding provided for the Treaty Commission were four separate amendments with different terms and conditions. Therefore there are four schedules required, they are:

- 1) Co-ordination Facilitation Comm TRC MB - \$266,970. There is \$24,000 in PAYE. A meeting is being held in Nov to discussion the final report;
- 2) Evaluation Engagement Process - \$40,000;
- 3) AMC Special Chief's Assembly - \$73,407;
- 4) Treaty Commission & Discussion - \$29,500;

For the Leadership and Governance Capacity, Marc Bovin from HQ has requested additional information on the final report. To date, this has not been forwarded to the region. Marc requested that the audit schedule match the budget as outlined in the proposal. Please note that the proposal was part of the terms and conditions of the funding so you can refer to the amendment for what was outlined as the budget lines. Please provide the additional information and changes required on the audit schedule. There is a potential, that if the changes to the audit schedule and the additional information required for the final report are not submitted, a recovery of \$20,000 may be applied.

There is also \$4,000 held in PAYE for this project.

I requested that the change to the audit schedule match the description for the Eagle Urban Transition Centre (\$15,000 project) as the audit schedule does not match the description of the funding provided. As the audit schedule is presented differently we can not confirm that these are the same dollars. This funding is provided by OFI. Please change the audit schedule to reflect to correct description of funding provided for the Eagle Urban Transition Centre.

And lastly, what was discussed with Holly and Irene on August 23, 2010, that there would be a potential delay in the reporting of the audit review from INAC due to the Treaty Commissions Co-ordination Facilitation project as the meeting to discuss the final report is not being held until November. I stated that we have two options:

- 1) to delay the review; or
- 2) exclude this piece and make comments once it has been resolved.

Funding Services has agreed on option 2 to exclude a review on the Treaty Commissions Co-ordination Facilitation project as the meeting to discuss the final report is not being held until November and therefore a program review can not be determined to recover the \$24,270 or release the \$24,270 in PAYE. A review of this schedule will be made once the final report has been resolved and a separate schedule has been provided.

Please provide the changes required on the remaining schedules as the department would like to complete the audit review for the 2009-2010 AMC audit.

Please contact me or Nori to discuss, if you require clarification.

Thanks,
Shannon

Shannon Poole
Intergovernmental Relations Officer
Governance Program's - Management Control Framework
Government Directorate
Manitoba Region
Indian and Northern Affairs Canada
365 Hargrave Street, Room 200
WINNIPEG, Manitoba R3B 3A3

Email: Shannon.Poole@inac-ainc.gc.ca
Telephone: (204) 983-8447
Facsimilie: (204) 983-2936

FOR THE YEAR ENDED MARCH 31, 2010

INAC - CONTRIBUTION FUNDING PROJECTS	Community Engagement Policy Change		Sustainable Housing Infrastructure Strategy		Post Secondary Education		Consultation & Accommodation		Authority Renewal	
	2010 Budget (unaudited) \$	2010 Actual \$	2010 Budget (unaudited) \$	2010 Actual \$	2010 Budget (unaudited) \$	2010 Actual \$	2010 Budget (unaudited) \$	2010 Actual \$	2010 Budget (unaudited) \$	2010 Actual \$
REVENUE										
Indian and Northern Affairs Canada	40,000	40,000	195,000	195,000	35,000	35,000	15,000	15,000	100,000	100,000
	<u>40,000</u>	<u>40,000</u>	<u>195,000</u>	<u>195,000</u>	<u>35,000</u>	<u>35,000</u>	<u>15,000</u>	<u>15,000</u>	<u>100,000</u>	<u>100,000</u>
EXPENDITURE										
Administration	5,000	5,000	-	-	-	-	-	1,500	10,000	10,000
Advertising and promotion	5,000	-	6,800	9,500	-	-	-	-	-	-
Consulting fees	20,000	35,000	65,000	65,310	10,100	10,850	5,800	5,828	90,000	90,000
Meetings	5,000	-	20,000	8,068	10,000	9,753	2,800	2,162	-	-
Office	-	-	1,200	1,000	2,500	1,500	2,200	2,868	-	-
Salaries and benefits	-	-	30,000	34,351	-	6,121	-	1,844	-	-
Travel	5,000	-	72,000	72,089	12,400	6,936	4,200	917	-	-
	<u>40,000</u>	<u>40,000</u>	<u>195,000</u>	<u>190,318</u>	<u>35,000</u>	<u>35,160</u>	<u>15,000</u>	<u>15,119</u>	<u>100,000</u>	<u>100,000</u>
SURPLUS (DEFICIENCY) FOR THE YI	<u>-</u>	<u>-</u>	<u>-</u>	<u>4,682</u>	<u>-</u>	<u>(160)</u>	<u>-</u>	<u>(119)</u>	<u>-</u>	<u>-</u>

**ASSEMBLY OF MANITOBA
CHIEFS SECRETARIAT INC.**

SCHEDULE OF OPERATIONS

FOR THE YEAR ENDED MARCH 31, 2010

**INAC - CONTRIBUTION FUNDING
PROJECTS**

	Eagle Urban Transition Centre		Elders' Conference		Skills Link Program	
	<u>2010 Budget</u> (unaudited) \$	<u>2010 Actual</u> \$	<u>2010 Budget</u> (unaudited) \$	<u>2010 Actual</u> \$	<u>2010 Budget</u> (unaudited) \$	<u>2010 Actual</u> \$
REVENUE						
Indian and Northern Affairs Canada	15,000	15,000	59,450	59,450	17,388	17,176
	<u>15,000</u>	<u>15,000</u>	<u>59,450</u>	<u>59,450</u>	<u>17,388</u>	<u>17,176</u>
EXPENDITURE						
Administration	2,250	2,250	5,405	5,405	1,738	1,738
Advertising and promotion		-	-	-	-	-
Consulting fees	7,000	7,000	-	-	-	-
Meetings	2,954	2,954	-	-	-	-
Office	348	348	-	-	400	400
Salaries and benefits	2,448	2,448	-	-	15,250	12,598
Travel	-	-	54,045	54,045	-	-
	<u>15,000</u>	<u>15,000</u>	<u>59,450</u>	<u>59,450</u>	<u>17,388</u>	<u>14,736</u>
SURPLUS (DEFICIENCY) FOR THE YEAR	<u>-</u>	<u>-</u>	<u>-</u>	<u>-</u>	<u>-</u>	<u>2,440</u>

Hatch HATCH WILSON
CHARTERED ACCOUNTANTS

To the Board of Directors
Assembly of Manitoba Chiefs, Secretariat Inc.

We have audited the financial statements of Assembly of Manitoba Chiefs, Secretariat Inc. as at March 31, 2010, and for the year then ended and reported on June 11, 2010.

The attached schedule has been compiled by the management of Assembly of Manitoba Chiefs, Secretariat Inc. from their records. For the purposes of understanding our involvement with this schedule, please note that:

- We have audited and separately reported on the financial statements;
- Our audit was conducted for the purposes of forming an opinion on the financial statements taken as a whole;
- The schedule has been subjected to the auditing procedures applied to the audit of the financial statements taken as a whole;

During the course of the aforementioned audit, we encountered no discrepancies on this schedule. However, no procedures have been carried out on this schedule in addition to those necessary to form an opinion on the financial statements.

This report has been prepared in accordance with the applicable Assurance and Related Services Guideline issued by the Canadian Institute of Chartered Accountants.

Hatch Wilson

WINNIPEG, MANITOBA
June 11, 2010.

CHARTERED ACCOUNTANTS

NOV 4 10 PM 2:25

**ASSEMBLY OF MANITOBA
CHIEFS SECRETARIAT INC.**

SCHEDULE OF OPERATIONS

FOR THE YEAR ENDED MARCH 31, 2010

INAC - TREATY RELATIONS

	Coordination		Evaluation Engagement		Coordination		Chiefs'		Total	
	Facilitation & Education		Process		Facilitation & Education		Special Assembly			
	2010	2010	2010	2010	2010	2010	2010	2010	2010	2010
	Budget	Actual	Budget	Actual	Budget	Actual	Budget	Actual	Budget	Actual
(unaudited)		(unaudited)		(unaudited)		(unaudited)		(unaudited)		
\$		\$		\$		\$		\$		\$
REVENUE										
Indian and Northern Affairs Canada	266,970	266,970	40,000	40,000	29,500	29,500	73,407	73,407	409,877	409,877
Other Revenue	-	6,442	-	-	-	-	-	500	-	6,942
	<u>266,970</u>	<u>273,412</u>	<u>40,000</u>	<u>40,000</u>	<u>29,500</u>	<u>29,500</u>	<u>73,407</u>	<u>73,907</u>	<u>409,877</u>	<u>416,819</u>
EXPENDITURE										
Administration	24,270	49,486	1,389	4,000	6,000	6,000	3,037	3,037	34,696	62,523
Advertising	-	3,307	-	-	-	-	-	-	-	3,307
Consulting fees	18,100	27,436	10,000	8,482	7,500	6,000	3,700	-	39,300	41,918
Meeting expense	3,700	5,953	-	2,206	3,360	4,662	4,500	4,498	11,560	17,319
Office	-	117	-	-	-	-	-	-	-	117
Other	-	10,756	-	-	-	-	-	-	-	10,756
Professional fees	11,000	10,193	-	-	-	-	-	-	11,000	10,193
Salaries and benefits	115,700	114,975	-	-	-	-	-	-	115,700	114,975
Telephone	-	863	-	-	-	-	-	-	-	863
Travel	94,200	51,730	28,611	22,252	12,640	14,183	62,170	66,813	197,621	154,978
	<u>266,970</u>	<u>274,816</u>	<u>40,000</u>	<u>36,940</u>	<u>29,500</u>	<u>30,845</u>	<u>73,407</u>	<u>74,348</u>	<u>409,877</u>	<u>416,949</u>
SURPLUS (DEFICIENCY) FOR THE YEAR	-	(1,404)	-	3,060	-	(1,345)	-	(441)	-	(130)